

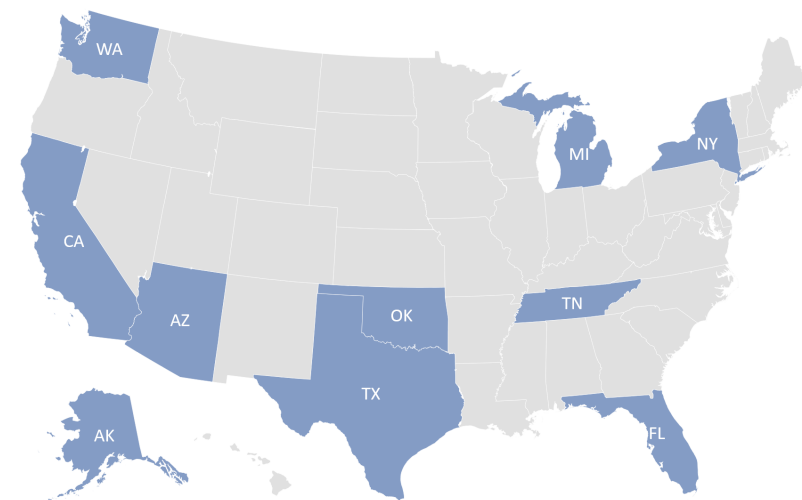
Unresolved Missing Persons Cases Published in NamUs

As of September 1, 2020

19,160 missing from **55** states and territories

Top 10 States

California	2,635
Florida	1,509
Texas	1,476
Alaska	1,137
Arizona	924
New York	900
Washington	710
Michigan	601
Tennessee	601
Oklahoma	531

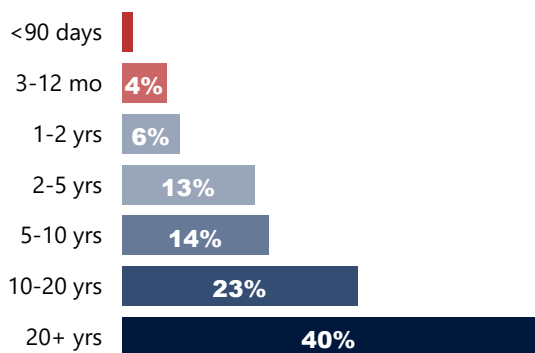


Top 10 Cities

Los Angeles (CA)	267
San Francisco (CA)	194
Miami (FL)	192
Phoenix (AZ)	179
Houston (TX)	176
Detroit (MI)	156
Tulsa (OK)	148
Memphis (TN)	142
McAllen (TX)	138
Chicago (IL)	135

Demographics

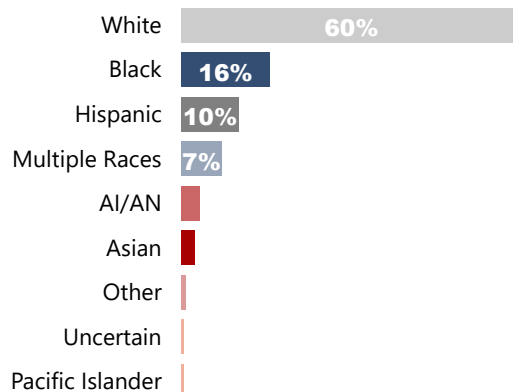
Age of Case



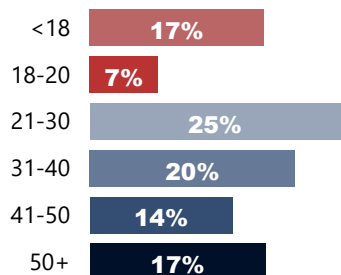
Average Years Missing

18.1 years

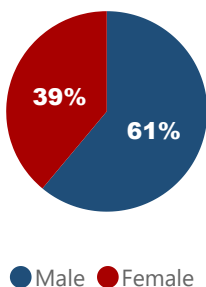
Race/Ethnicity



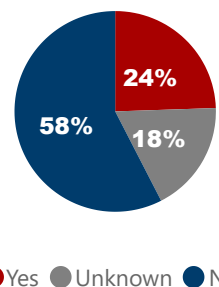
Age at Time of Missing



Sex



Military Affiliation*



*Data is based on cases that include military affiliation information only. The data excludes cases with no related military information entered.

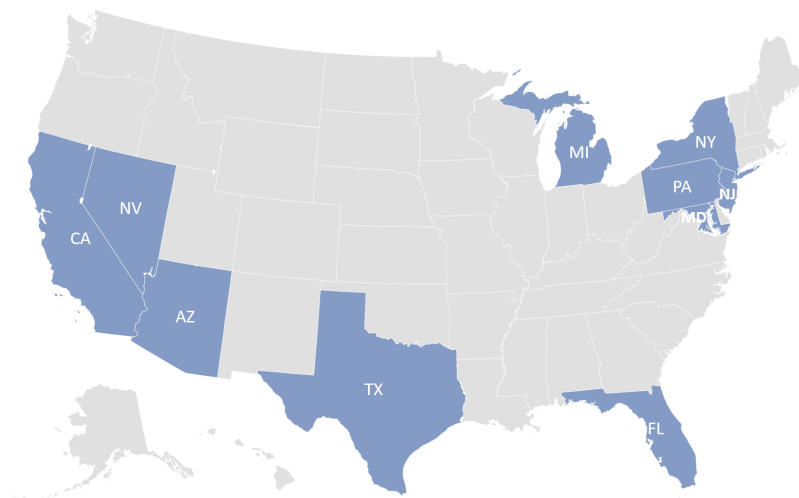
Unresolved Unidentified Persons Cases Published in NamUs

As of September 1, 2020

13,455 unidentified from **54** states and territories

Top 10 States

California	2,765
Arizona	1,813
Texas	1,653
New York	1,397
Florida	900
New Jersey	420
Maryland	324
Michigan	319
Nevada	303
Pennsylvania	303

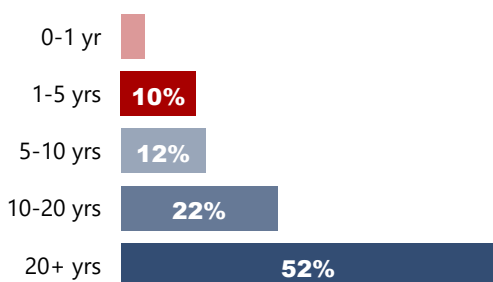


Top 10 Cities

New York (NY)	493
Brooklyn (NY)	313
Los Angeles (CA)	271
Houston (TX)	246
Philadelphia (PA)	201
Detroit (MI)	199
Bronx (NY)	176
Queens (NY)	165
Baltimore (MD)	152
Miami (FL)	138

Demographics

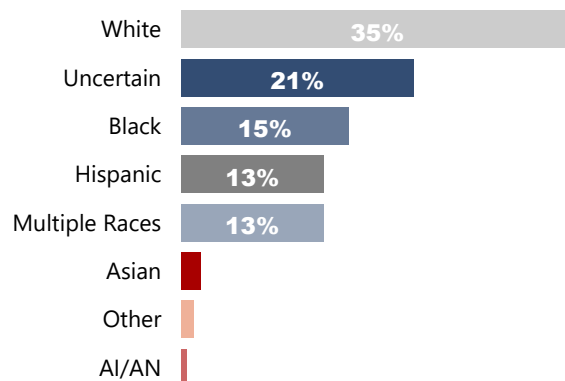
Age of Case



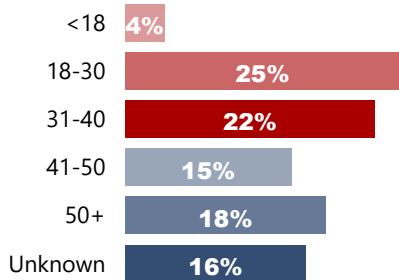
Average Age of Case

21.8 years

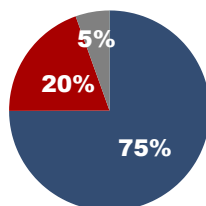
Race/Ethnicity



Estimated Age at Time of Death**

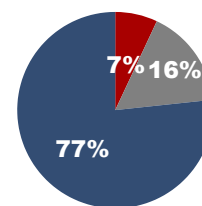


Sex



● Male ● Female ● Unsure ● Other

Found on Tribal Land*



● Yes ● Unknown ● No

*Excludes cases with no related tribal information entered into NamUs.

**Estimated Age is based on an average of the minimum and maximum ages entered into NamUs.

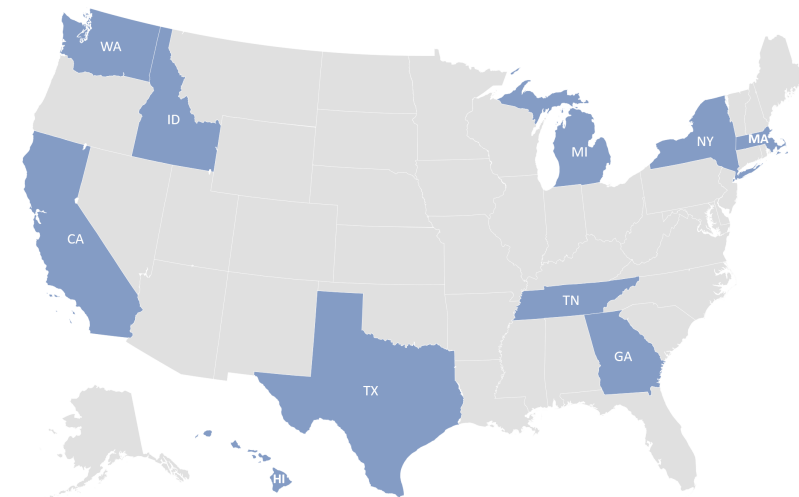
Unresolved Unclaimed Persons Cases Published in NamUs

As of September 1, 2020

9,522 unclaimed from **44** states and territories

Top 10 States

New York	3,958
California	1,729
Washington	997
Massachusetts	382
Texas	346
Hawaii	345
Tennessee	336
Georgia	260
Idaho	151
Michigan	112

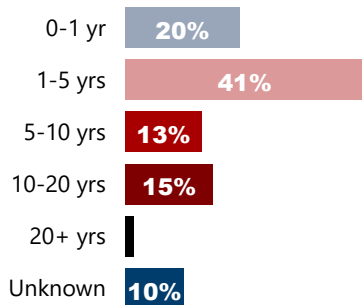


Top 10 Cities

Bronx (NY)	842
Brooklyn (NY)	560
New York (NY)	526
Queens (NY)	320
Manhattan (NY)	247
Houston (TX)	239
Tacoma (WA)	223
Knoxville (TN)	182
Atlanta (GA)	161
Honolulu (HI)	142

Demographics

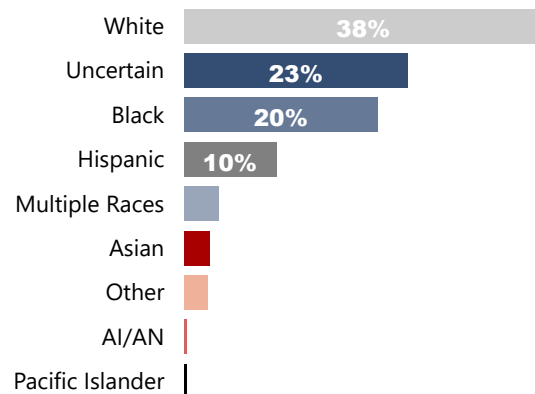
Age of Case



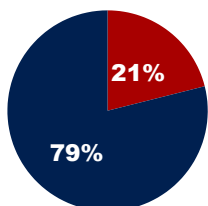
Average Age of Case

5.2 years

Race/Ethnicity

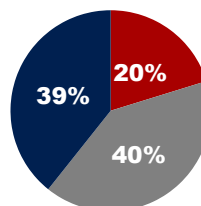


Sex



● Female ● Male

Military Affiliation*



● Yes ● Unknown ● No

*Data is based on cases that include military affiliation information only. The data excludes cases with no related military information entered.