

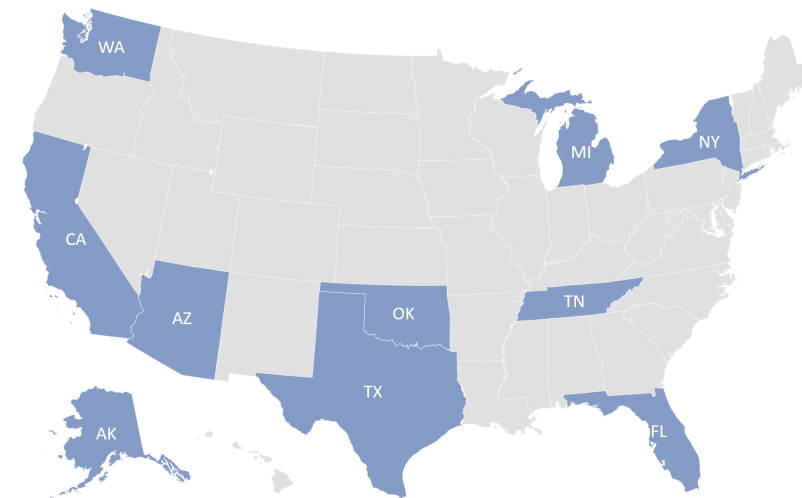
Unresolved Missing Persons Cases Published in NamUs

As of November 1, 2020

19,547 missing from **55** states and territories

Top 10 States

| | |
|------------|-------|
| California | 2,690 |
| Florida | 1,535 |
| Texas | 1,489 |
| Alaska | 1,174 |
| Arizona | 955 |
| New York | 937 |
| Washington | 719 |
| Tennessee | 605 |
| Michigan | 604 |
| Oklahoma | 557 |

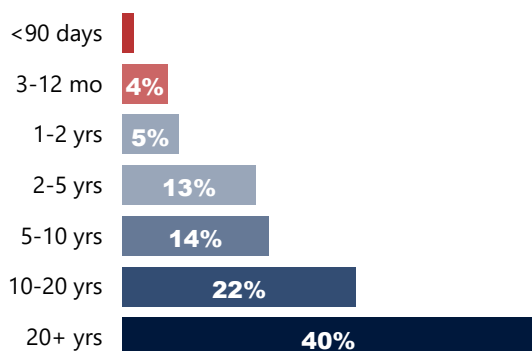


Top 10 Cities

| | |
|--------------------|-----|
| Los Angeles (CA) | 270 |
| San Francisco (CA) | 206 |
| Miami (FL) | 190 |
| Phoenix (AZ) | 182 |
| Houston (TX) | 174 |
| Detroit (MI) | 155 |
| Tulsa (OK) | 146 |
| Chicago (IL) | 139 |
| McAllen (TX) | 139 |
| Memphis (TN) | 138 |

Demographics

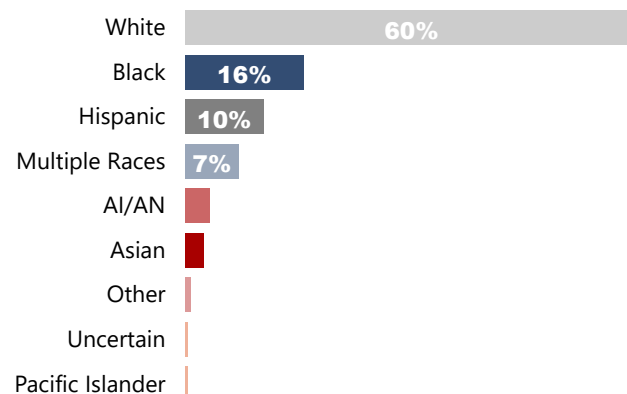
Age of Case



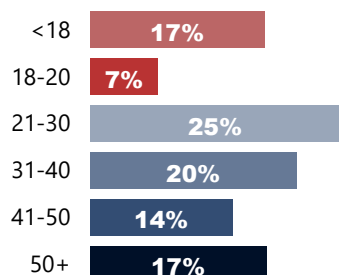
Average Years Missing

18.1 years

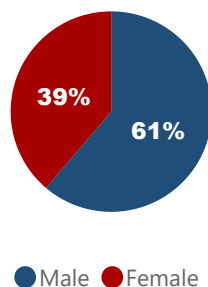
Race/Ethnicity



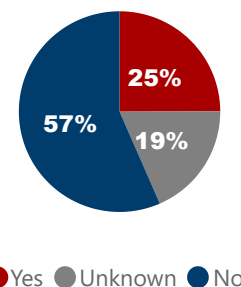
Age at Time of Missing



Sex



Military Affiliation*



*Data is based on cases that include military affiliation information only. The data excludes cases with no related military information entered.

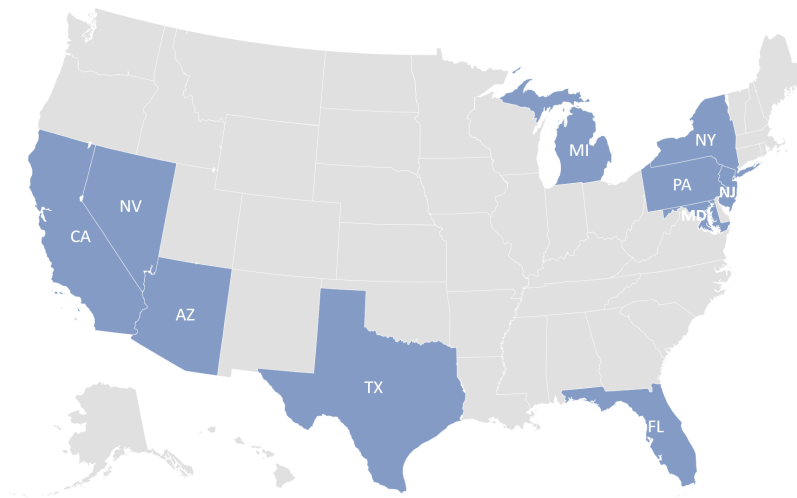
Unresolved Unidentified Persons Cases Published in NamUs

As of November 1, 2020

13,487 unidentified from **54** states and territories

Top 10 States

| | |
|--------------|-------|
| California | 2,758 |
| Arizona | 1,820 |
| Texas | 1,656 |
| New York | 1,411 |
| Florida | 898 |
| New Jersey | 424 |
| Maryland | 322 |
| Michigan | 318 |
| Pennsylvania | 308 |
| Nevada | 302 |

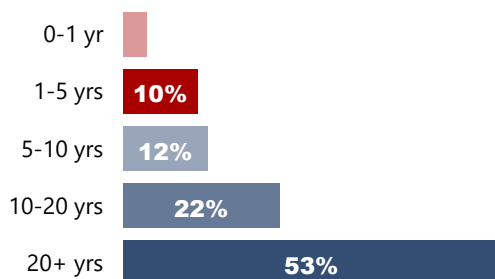


Top 10 Cities

| | |
|-------------------|-----|
| New York (NY) | 492 |
| Brooklyn (NY) | 322 |
| Los Angeles (CA) | 275 |
| Houston (TX) | 249 |
| Philadelphia (PA) | 204 |
| Detroit (MI) | 200 |
| Bronx (NY) | 177 |
| Queens (NY) | 165 |
| Baltimore (MD) | 151 |
| Miami (FL) | 138 |

Demographics

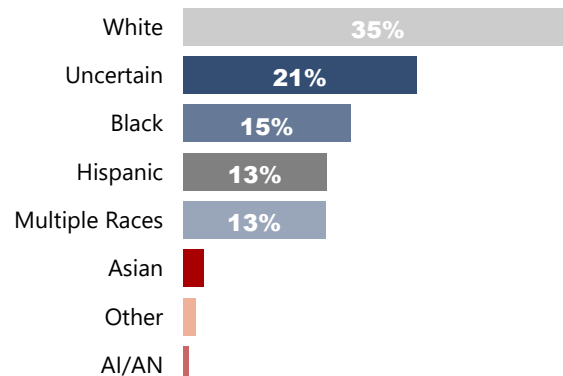
Age of Case



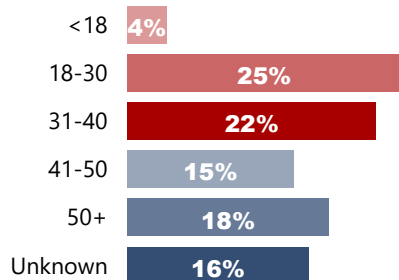
Average Age of Case

21.9 years

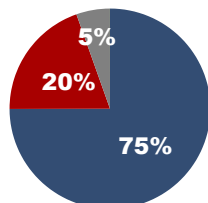
Race/Ethnicity



Estimated Age at Time of Death**

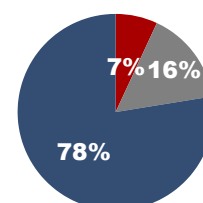


Sex



● Male ● Female ● Unsure ● Other

Found on Tribal Land*



● Yes ● Unknown ● No

*Excludes cases with no related tribal information entered into NamUs.

**Estimated Age is based on an average of the minimum and maximum ages entered into NamUs.

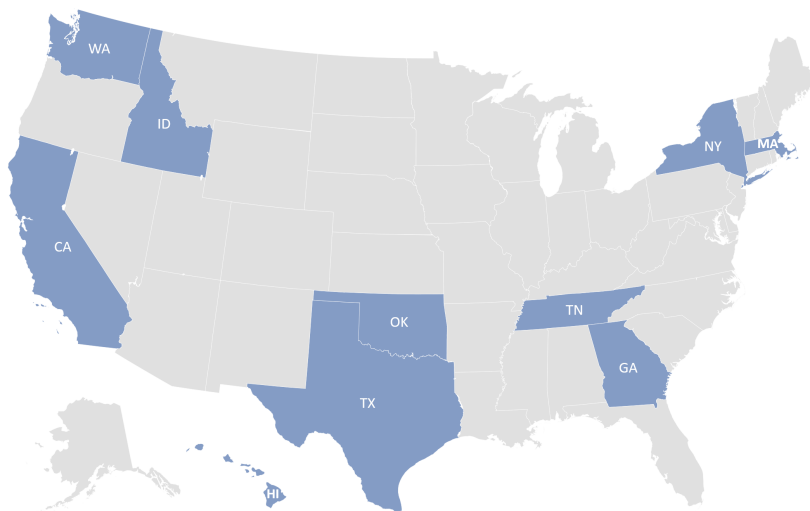
Unresolved Unclaimed Persons Cases Published in NamUs

As of November 1, 2020

10,074 unclaimed from **44** states and territories

Top 10 States

| | |
|---------------|-------|
| New York | 4,392 |
| California | 1,760 |
| Washington | 1,001 |
| Massachusetts | 393 |
| Hawaii | 351 |
| Texas | 350 |
| Tennessee | 347 |
| Georgia | 262 |
| Idaho | 152 |
| Oklahoma | 124 |

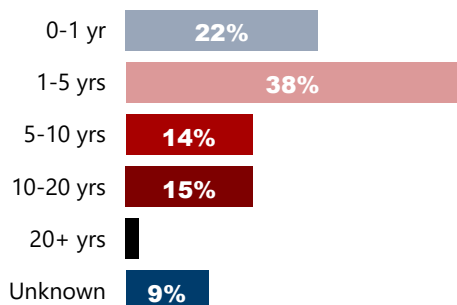


Top 10 Cities

| | |
|----------------|-------|
| Bronx (NY) | 1,009 |
| Brooklyn (NY) | 642 |
| New York (NY) | 529 |
| Queens (NY) | 416 |
| Manhattan (NY) | 321 |
| Houston (TX) | 243 |
| Tacoma (WA) | 226 |
| Knoxville (TN) | 189 |
| Atlanta (GA) | 164 |
| Honolulu (HI) | 146 |

Demographics

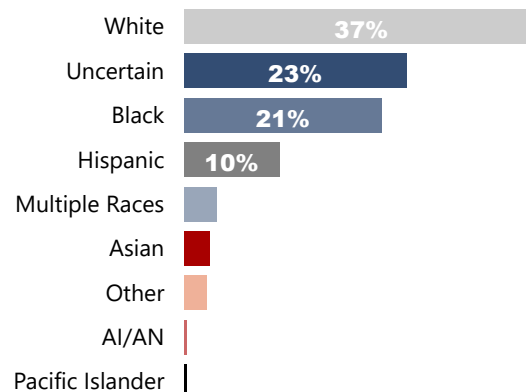
Age of Case



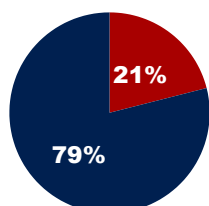
Average Age of Case

5.1 years

Race/Ethnicity

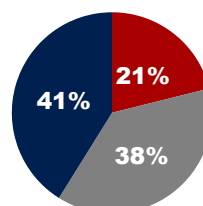


Sex



● Female ● Male

Military Affiliation*



● Yes ● Unknown ● No

*Data is based on cases that include military affiliation information only. The data excludes cases with no related military information entered.