

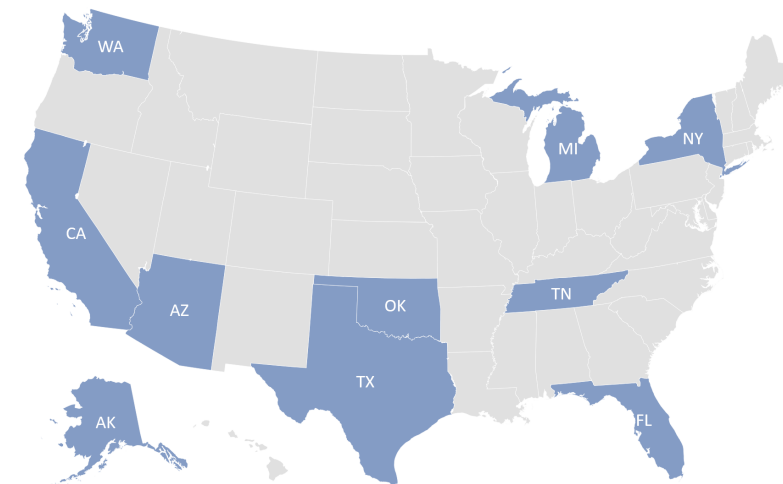
Unresolved Missing Persons Cases Published in NamUs

As of August 1, 2021

20,559 missing from **55** states and territories

Top 10 States

California	2,872
Texas	1,606
Florida	1,568
Alaska	1,186
New York	1,043
Arizona	966
Washington	760
Oklahoma	696
Michigan	615
Tennessee	598

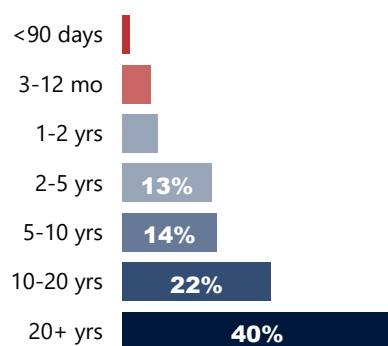


Top 10 Cities

Los Angeles (CA)	312
San Francisco (CA)	218
Houston (TX)	196
Miami (FL)	184
Phoenix (AZ)	179
Detroit (MI)	155
Tulsa (OK)	152
McAllen (TX)	150
Oklahoma City (OK)	145
Chicago (IL)	141

Demographics

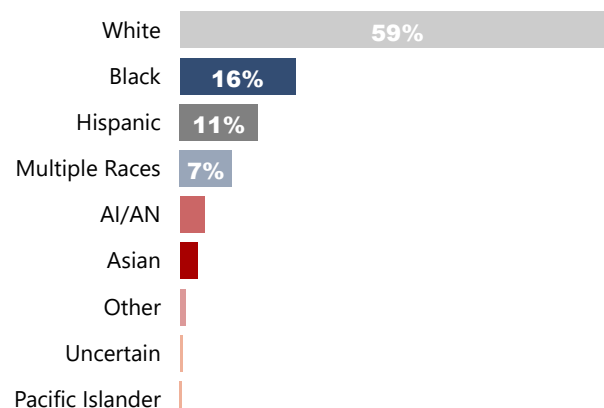
Age of Case



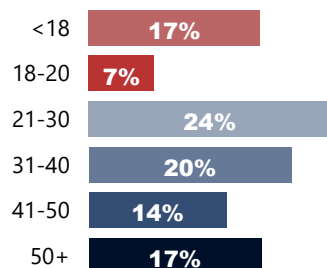
Average Years Missing

18.3 years

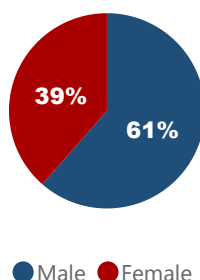
Race/Ethnicity



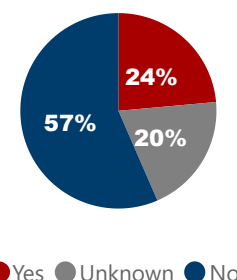
Age at Time of Missing



Sex



Military Affiliation*



*Data is based on cases that include military affiliation information only. The data excludes cases with no related military information entered.

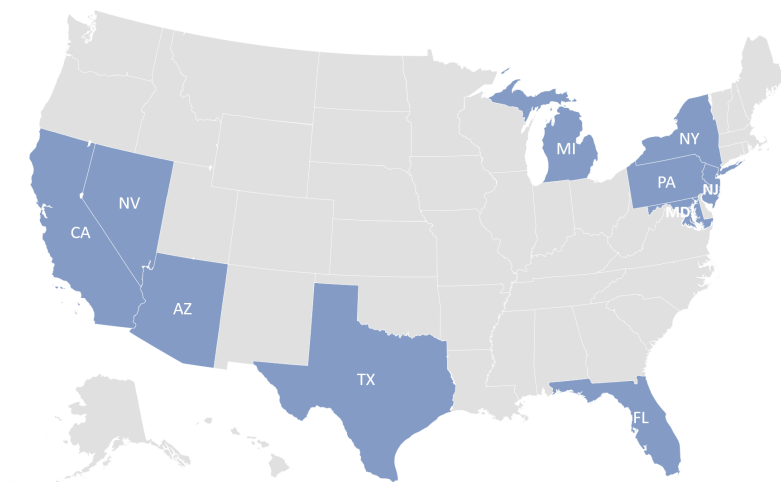
Unresolved Unidentified Persons Cases Published in NamUs

As of August 1, 2021

13,784 unidentified from **54** states and territories

Top 10 States

California	2,795
Arizona	1,883
Texas	1,718
New York	1,421
Florida	905
New Jersey	430
Maryland	327
Michigan	323
Pennsylvania	308
Nevada	303

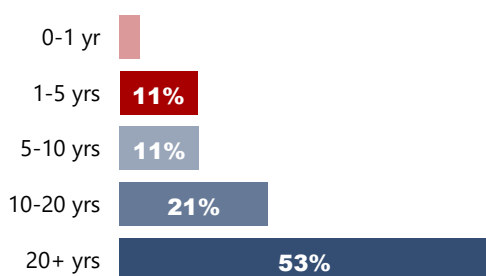


Top 10 Cities

New York (NY)	489
Brooklyn (NY)	326
Los Angeles (CA)	298
Houston (TX)	249
Philadelphia (PA)	209
Detroit (MI)	203
Bronx (NY)	182
Queens (NY)	165
Baltimore (MD)	156
Miami (FL)	138

Demographics

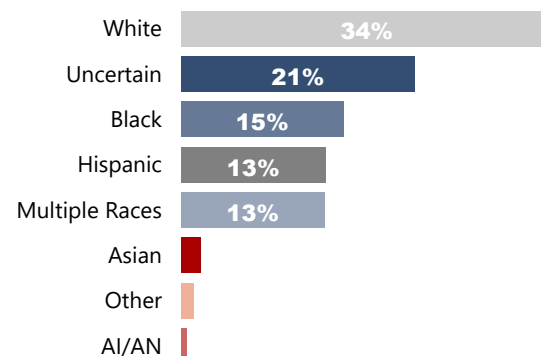
Age of Case



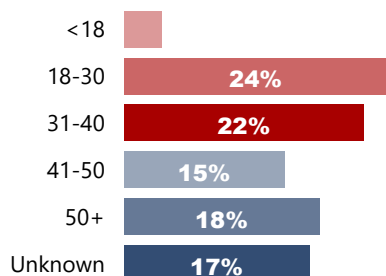
Average Age of Case

22.2 years

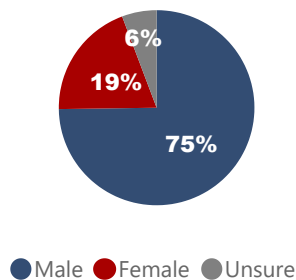
Race/Ethnicity



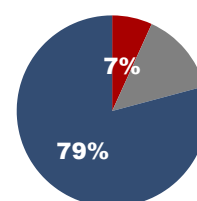
Estimated Age at Time of Death**



Sex



Found on Tribal Land*



*Excludes cases with no related tribal information entered into NamUs.

**Estimated Age is based on an average of the minimum and maximum ages entered into NamUs.

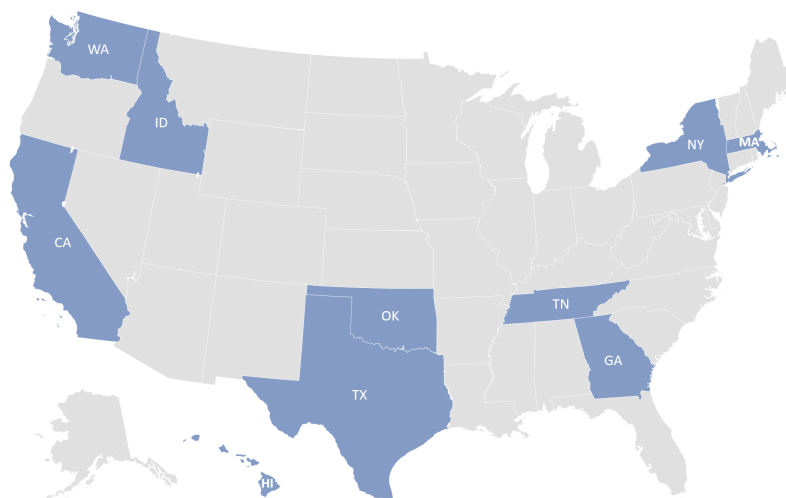
Unresolved Unclaimed Persons Cases Published in NamUs

As of August 1, 2021

11,625 unclaimed from **44** states and territories

Top 10 States

New York	5,315
California	1,974
Washington	1,048
Massachusetts	449
Tennessee	400
Hawaii	382
Texas	376
Georgia	276
Idaho	169
Oklahoma	140

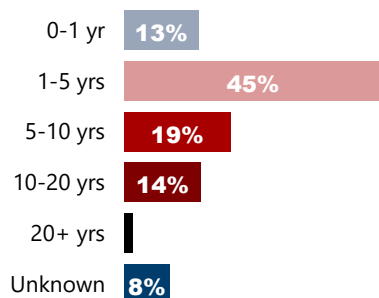


Top 10 Cities

Bronx (NY)	1,246
Brooklyn (NY)	856
Queens (NY)	599
Manhattan (NY)	563
New York (NY)	536
Houston (TX)	264
Tacoma (WA)	247
Knoxville (TN)	213
Atlanta (GA)	177
Honolulu (HI)	166

Demographics

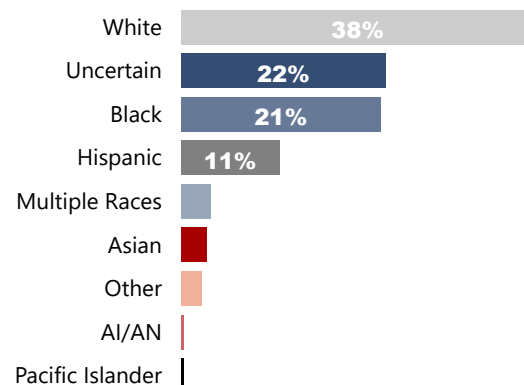
Age of Case



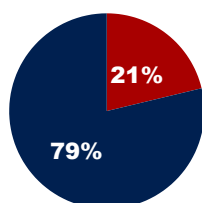
Average Age of Case

5.2 years

Race/Ethnicity

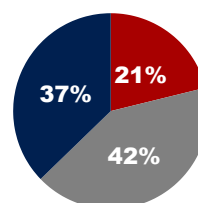


Sex



● Female ● Male

Military Affiliation*



● Yes ● Unknown ● No

**Data is based on cases that include military affiliation information only. The data excludes cases with no related military information entered.*