

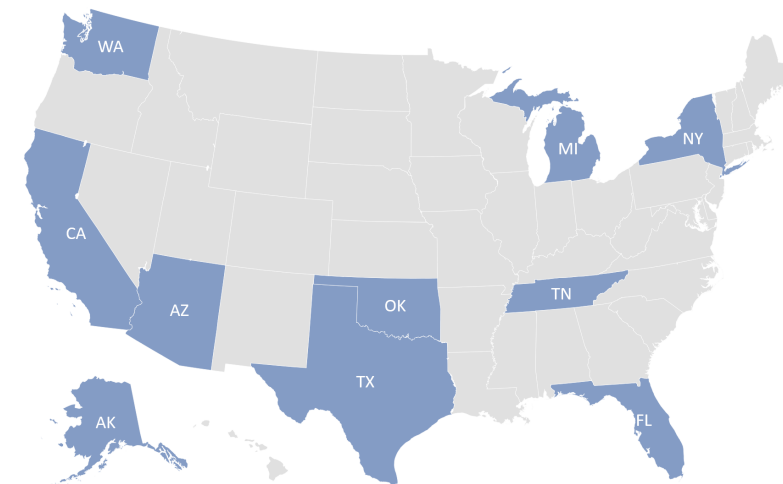
Unresolved Missing Persons Cases Published in NamUs

As of May 1, 2021

20,334 missing from **55** states and territories

Top 10 States

California	2,848
Florida	1,567
Texas	1,537
Alaska	1,188
New York	1,041
Arizona	965
Washington	749
Oklahoma	680
Michigan	601
Tennessee	593

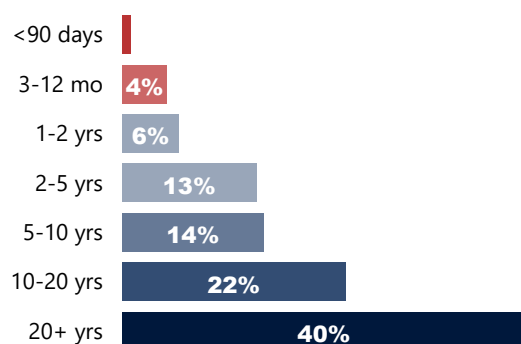


Top 10 Cities

Los Angeles (CA)	312
San Francisco (CA)	217
Houston (TX)	190
Miami (FL)	188
Phoenix (AZ)	183
Detroit (MI)	155
Tulsa (OK)	150
Oklahoma City (OK)	145
Chicago (IL)	143
McAllen (TX)	143

Demographics

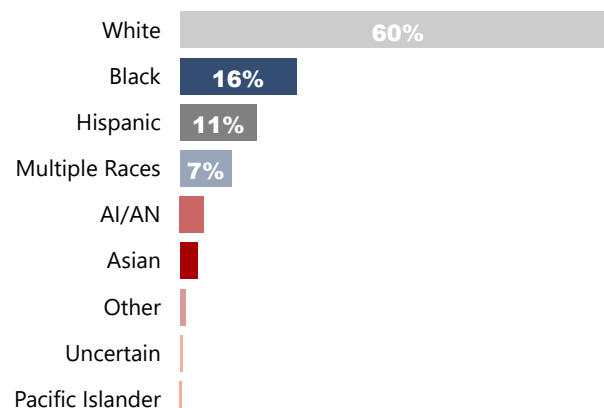
Age of Case



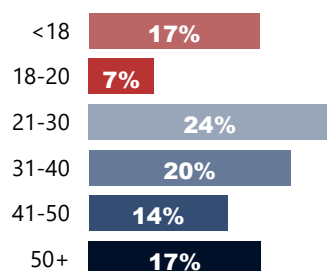
Average Years Missing

18.2 years

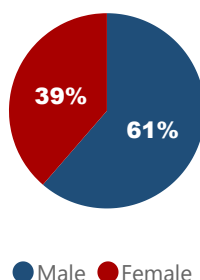
Race/Ethnicity



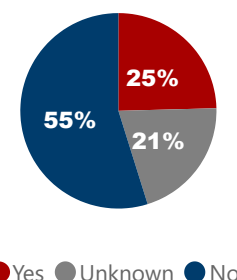
Age at Time of Missing



Sex



Military Affiliation*



*Data is based on cases that include military affiliation information only. The data excludes cases with no related military information entered.

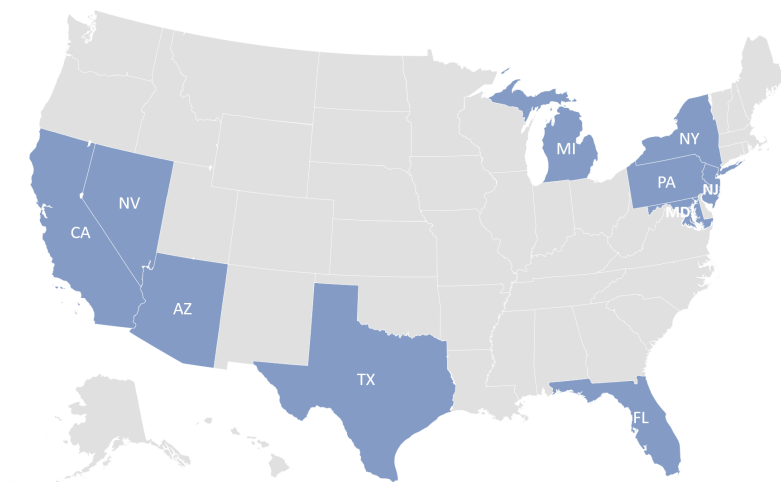
Unresolved Unidentified Persons Cases Published in NamUs

As of May 1, 2021

13,671 unidentified from **54** states and territories

Top 10 States

California	2,784
Arizona	1,859
Texas	1,684
New York	1,426
Florida	903
New Jersey	428
Maryland	326
Michigan	319
Pennsylvania	304
Nevada	303

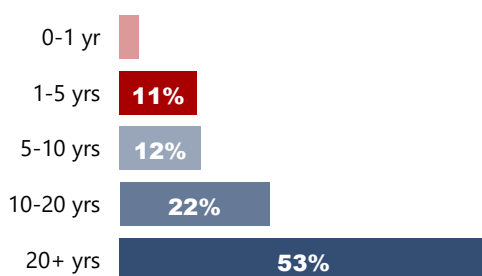


Top 10 Cities

New York (NY)	491
Brooklyn (NY)	325
Los Angeles (CA)	296
Houston (TX)	250
Philadelphia (PA)	204
Detroit (MI)	198
Bronx (NY)	185
Queens (NY)	165
Baltimore (MD)	156
Miami (FL)	138

Demographics

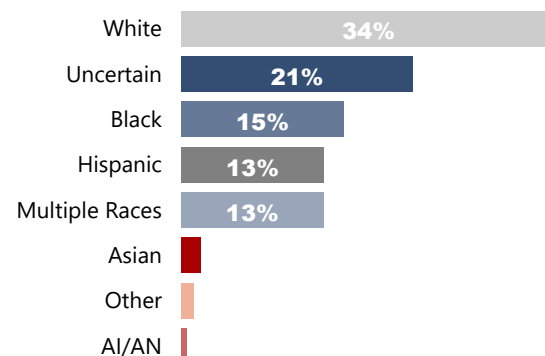
Age of Case



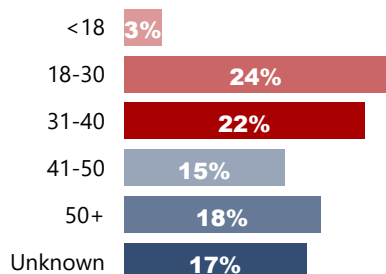
Average Age of Case

22.1 years

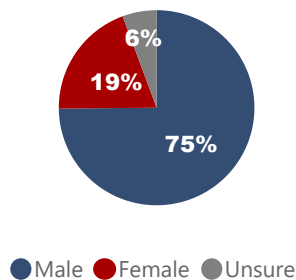
Race/Ethnicity



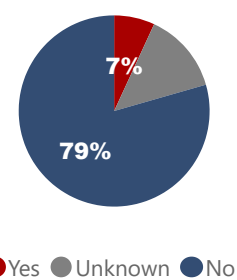
Estimated Age at Time of Death**



Sex



Found on Tribal Land*



*Excludes cases with no related tribal information entered into NamUs.

**Estimated Age is based on an average of the minimum and maximum ages entered into NamUs.

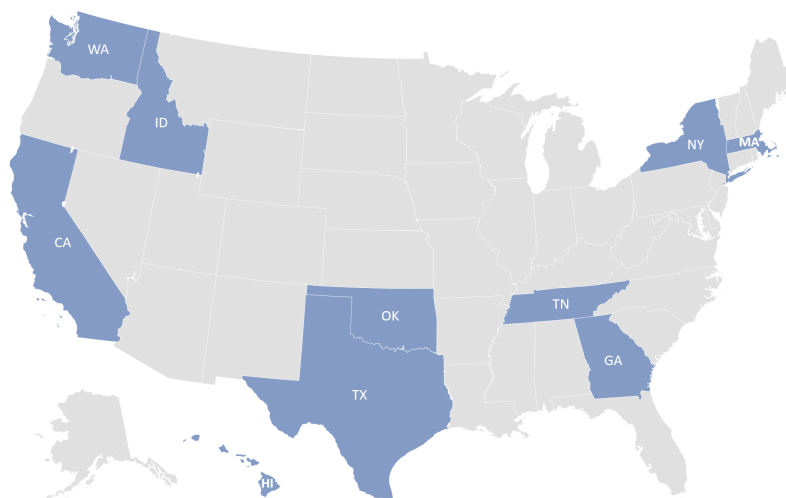
Unresolved Unclaimed Persons Cases Published in NamUs

As of May 1, 2021

11,037 unclaimed from **44** states and territories

Top 10 States

New York	4,935
California	1,911
Washington	1,038
Massachusetts	444
Tennessee	394
Hawaii	375
Texas	366
Georgia	264
Idaho	167
Nevada	132

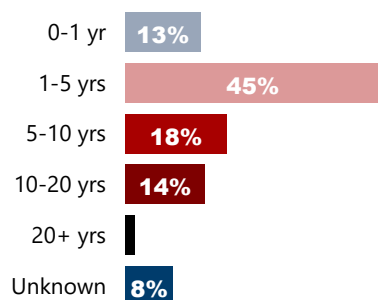


Top 10 Cities

Bronx (NY)	1,134
Brooklyn (NY)	769
Queens (NY)	545
New York (NY)	530
Manhattan (NY)	463
Houston (TX)	256
Tacoma (WA)	242
Knoxville (TN)	210
Atlanta (GA)	166
Honolulu (HI)	162

Demographics

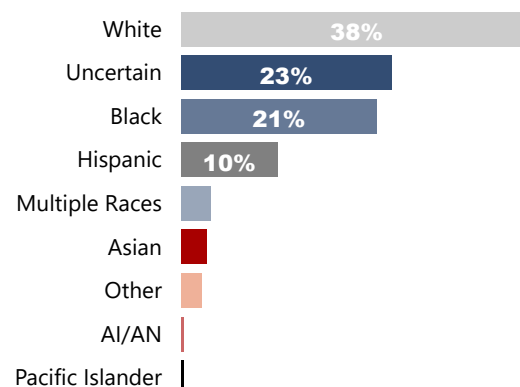
Age of Case



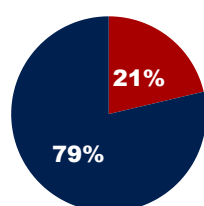
Average Age of Case

5.2 years

Race/Ethnicity

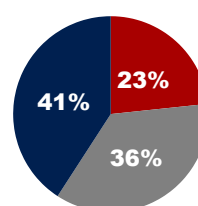


Sex



● Female ● Male

Military Affiliation*



● Yes ● Unknown ● No

**Data is based on cases that include military affiliation information only. The data excludes cases with no related military information entered.*