

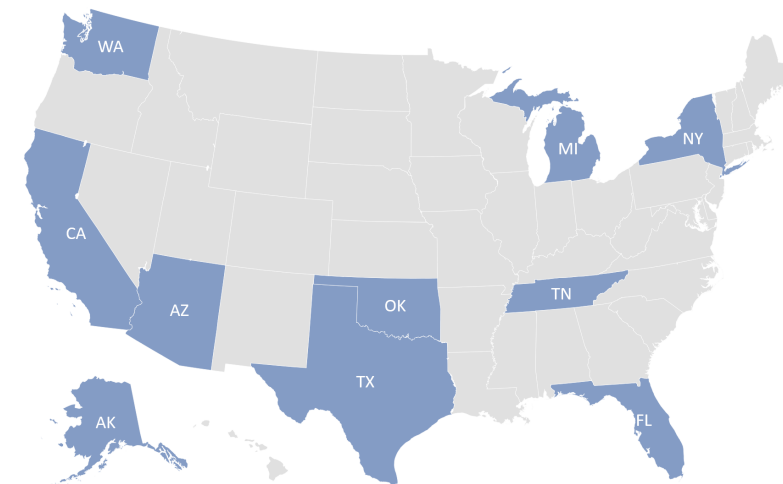
## Unresolved Missing Persons Cases Published in NamUs

As of June 1, 2021

**20,359** missing from **55** states and territories

### Top 10 States

California	2,857
Florida	1,569
Texas	1,543
Alaska	1,183
New York	1,042
Arizona	964
Washington	754
Oklahoma	692
Michigan	607
Tennessee	585

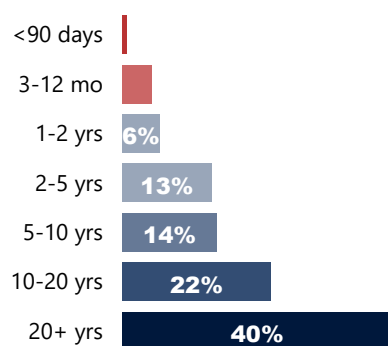


### Top 10 Cities

Los Angeles (CA)	310
San Francisco (CA)	219
Houston (TX)	189
Miami (FL)	187
Phoenix (AZ)	182
Detroit (MI)	154
Tulsa (OK)	151
McAllen (TX)	145
Oklahoma City (OK)	142
Chicago (IL)	141

## Demographics

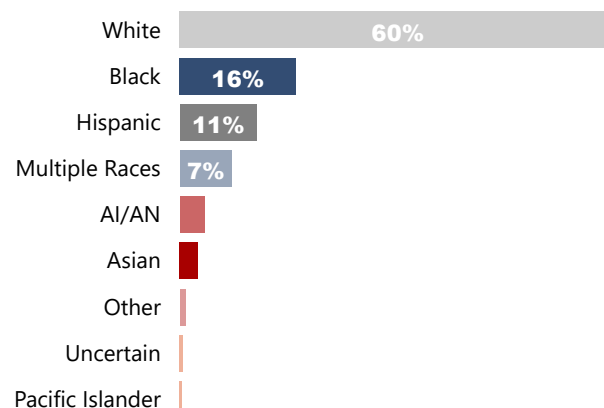
### Age of Case



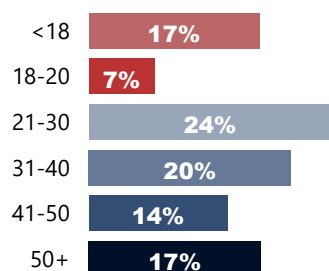
### Average Years Missing

**18.3** years

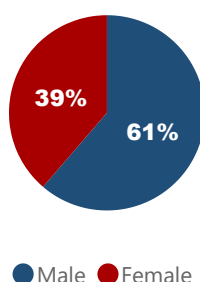
### Race/Ethnicity



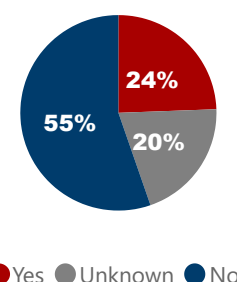
### Age at Time of Missing



### Sex



### Military Affiliation\*



\*Data is based on cases that include military affiliation information only. The data excludes cases with no related military information entered.

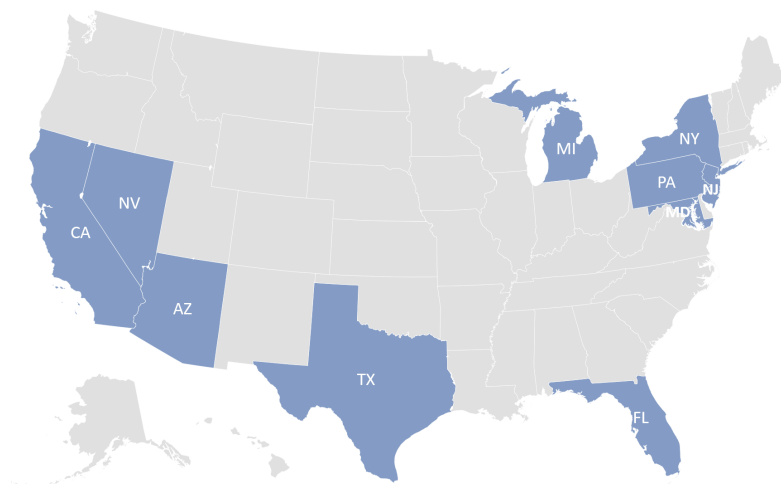
## Unresolved Unidentified Persons Cases Published in NamUs

As of June 1, 2021

**13,702** unidentified from **54** states and territories

### Top 10 States

California	2,789
Arizona	1,877
Texas	1,680
New York	1,423
Florida	904
New Jersey	430
Maryland	326
Michigan	319
Nevada	304
Pennsylvania	304
Puerto Rico	292

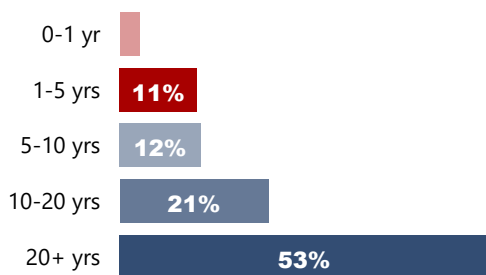


### Top 10 Cities

New York (NY)	488
Brooklyn (NY)	328
Los Angeles (CA)	298
Houston (TX)	250
Philadelphia (PA)	204
Detroit (MI)	198
Bronx (NY)	183
Queens (NY)	165
Baltimore (MD)	156
Miami (FL)	139

### Demographics

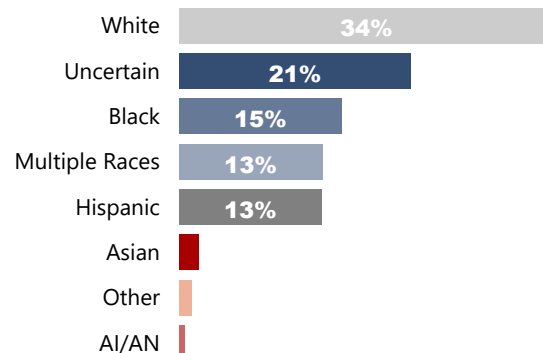
#### Age of Case



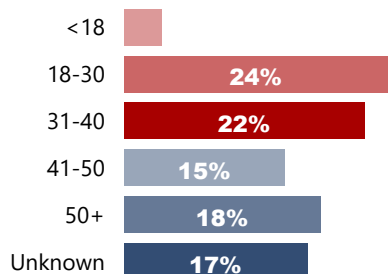
#### Average Age of Case

**22.1** years

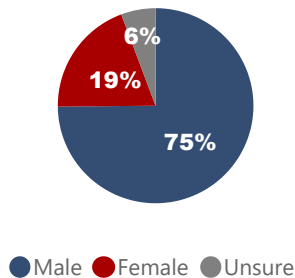
#### Race/Ethnicity



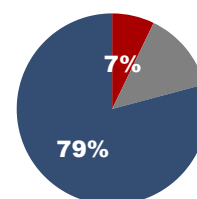
#### Estimated Age at Time of Death\*\*



#### Sex



#### Found on Tribal Land\*



\*Excludes cases with no related tribal information entered into NamUs.

\*\*Estimated Age is based on an average of the minimum and maximum ages entered into NamUs.

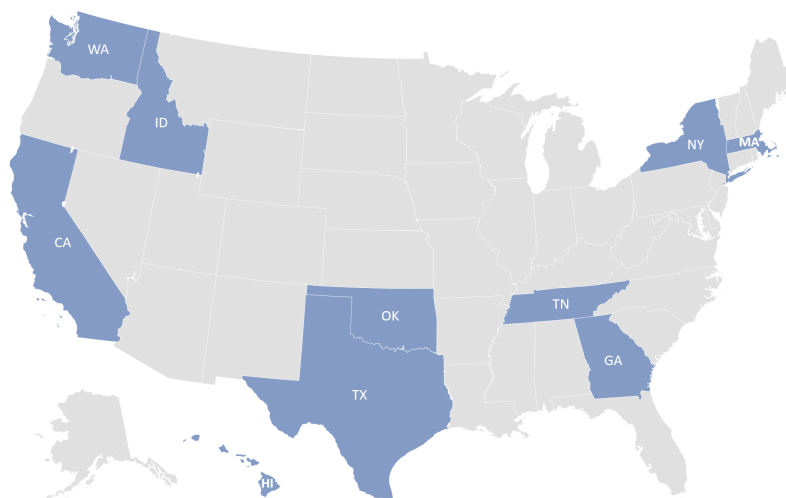
## Unresolved Unclaimed Persons Cases Published in NamUs

As of June 1, 2021

**11,295** unclaimed from **44** states and territories

### Top 10 States

New York	5,098
California	1,931
Washington	1,042
Massachusetts	448
Tennessee	397
Hawaii	378
Texas	367
Georgia	273
Idaho	168
Oklahoma	136

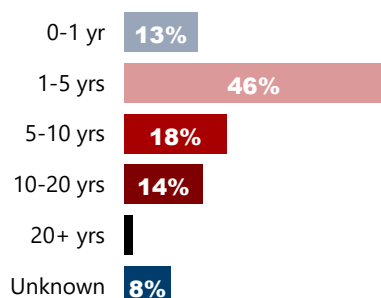


### Top 10 Cities

Bronx (NY)	1,192
Brooklyn (NY)	813
Queens (NY)	563
New York (NY)	532
Manhattan (NY)	495
Houston (TX)	256
Tacoma (WA)	243
Knoxville (TN)	212
Atlanta (GA)	175
Honolulu (HI)	164

## Demographics

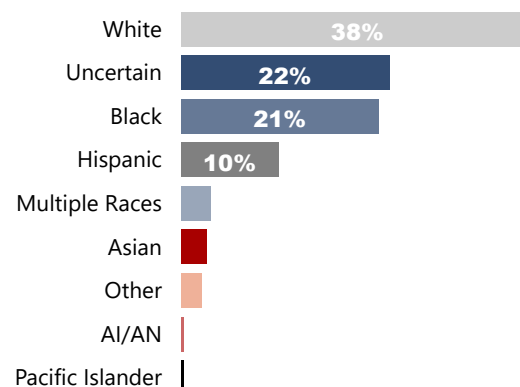
### Age of Case



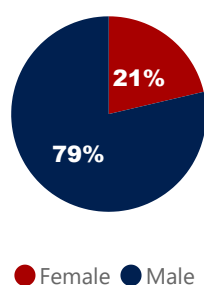
### Average Age of Case

**5.2** years

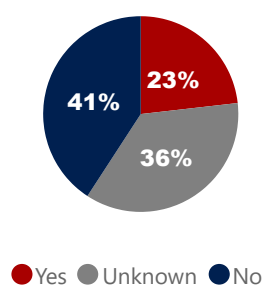
### Race/Ethnicity



### Sex



### Military Affiliation\*



\*Data is based on cases that include military affiliation information only. The data excludes cases with no related military information entered.