

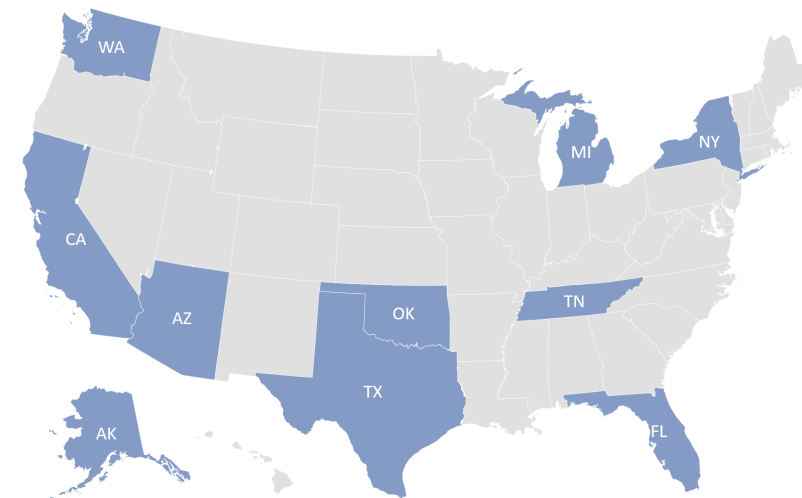
Unresolved Missing Persons Cases Published in NamUs

As of December 1, 2020

19,701 missing from **55** states and territories

Top 10 States

California	2,718
Florida	1,546
Texas	1,493
Alaska	1,184
Arizona	954
New York	944
Washington	725
Michigan	610
Tennessee	598
Oklahoma	562

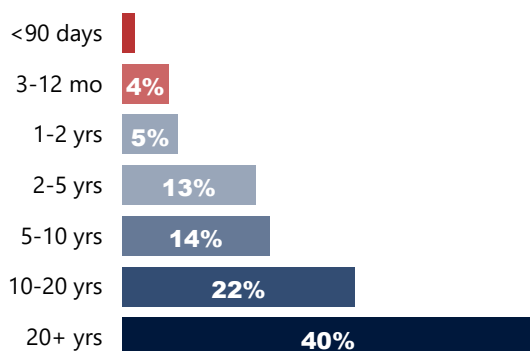


Top 10 Cities

Los Angeles (CA)	273
San Francisco (CA)	206
Miami (FL)	190
Phoenix (AZ)	179
Houston (TX)	175
Detroit (MI)	157
McAllen (TX)	140
Chicago (IL)	138
Las Vegas (NV)	136
Memphis (TN)	136

Demographics

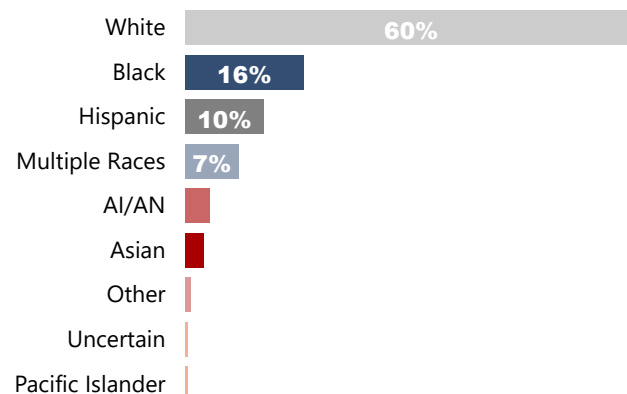
Age of Case



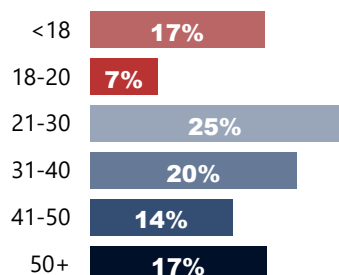
Average Years Missing

18.1 years

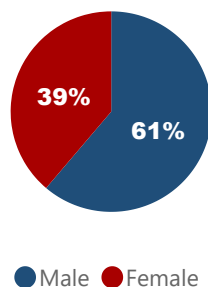
Race/Ethnicity



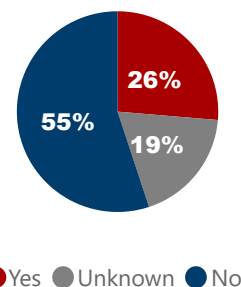
Age at Time of Missing



Sex



Military Affiliation*



*Data is based on cases that include military affiliation information only. The data excludes cases with no related military information entered.

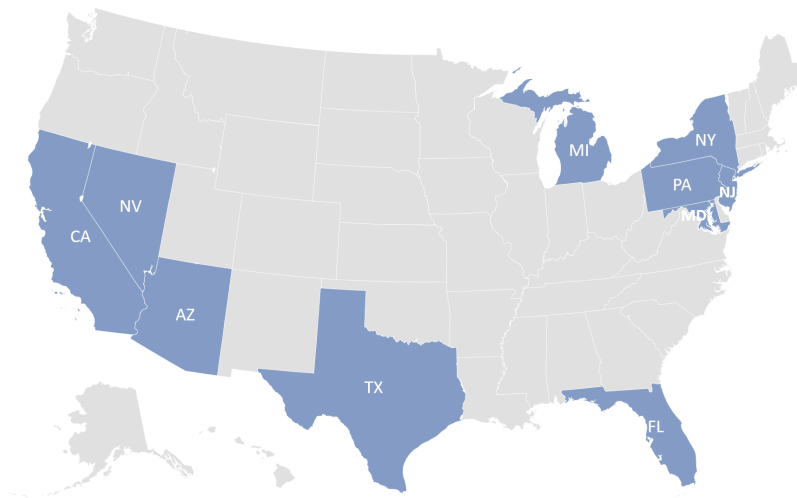
Unresolved Unidentified Persons Cases Published in NamUs

As of December 1, 2020

13,533 unidentified from **54** states and territories

Top 10 States

California	2,757
Arizona	1,827
Texas	1,657
New York	1,421
Florida	899
New Jersey	426
Michigan	322
Maryland	321
Pennsylvania	309
Nevada	301

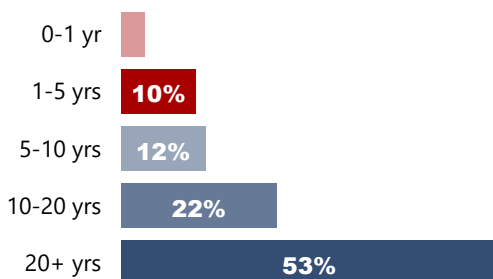


Top 10 Cities

New York (NY)	496
Brooklyn (NY)	322
Los Angeles (CA)	275
Houston (TX)	248
Philadelphia (PA)	205
Detroit (MI)	203
Bronx (NY)	179
Queens (NY)	165
Baltimore (MD)	151
Miami (FL)	138

Demographics

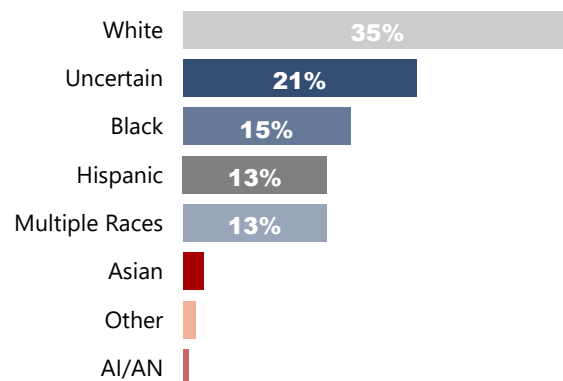
Age of Case



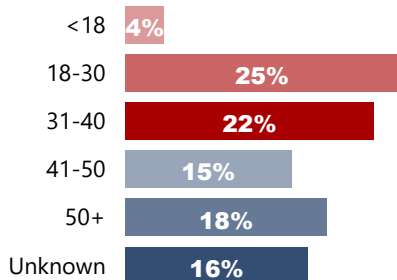
Average Age of Case

21.9 years

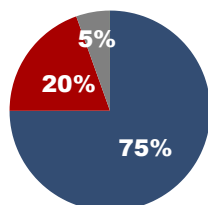
Race/Ethnicity



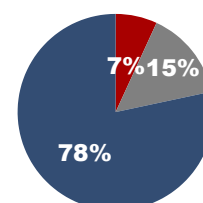
Estimated Age at Time of Death**



Sex



Found on Tribal Land*



*Excludes cases with no related tribal information entered into NamUs.

**Estimated Age is based on an average of the minimum and maximum ages entered into NamUs.

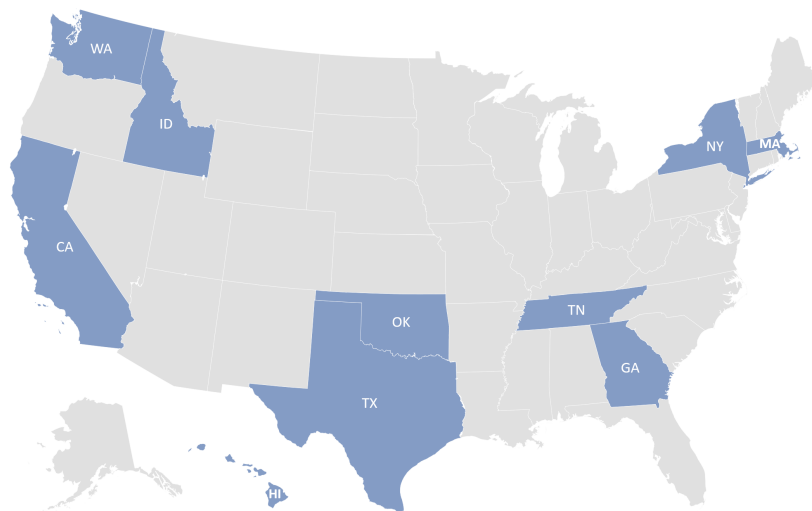
Unresolved Unclaimed Persons Cases Published in NamUs

As of December 1, 2020

10,207 unclaimed from **44** states and territories

Top 10 States

New York	4,484
California	1,769
Washington	1,002
Massachusetts	395
Hawaii	354
Tennessee	353
Texas	351
Georgia	262
Idaho	152
Oklahoma	125

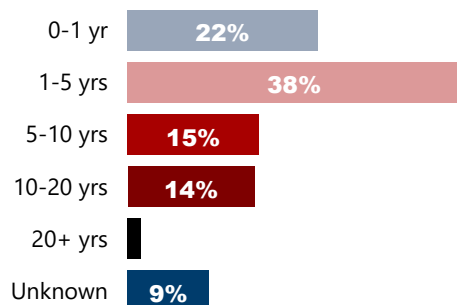


Top 10 Cities

Bronx (NY)	1,027
Brooklyn (NY)	663
New York (NY)	529
Queens (NY)	433
Manhattan (NY)	353
Houston (TX)	244
Tacoma (WA)	226
Knoxville (TN)	192
Atlanta (GA)	164
Honolulu (HI)	148

Demographics

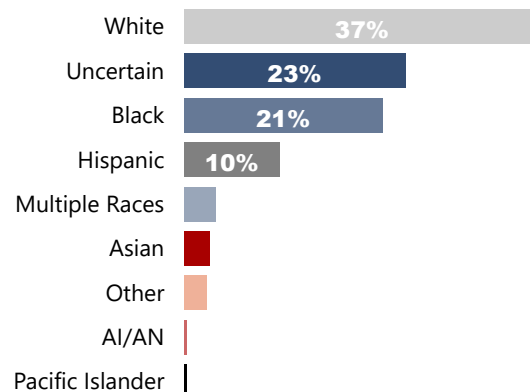
Age of Case



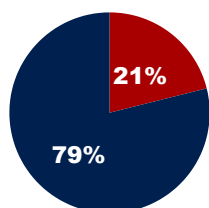
Average Age of Case

5.1 years

Race/Ethnicity

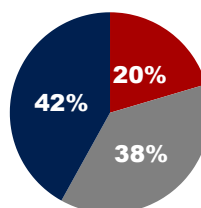


Sex



● Female ● Male

Military Affiliation*



● Yes ● Unknown ● No

*Data is based on cases that include military affiliation information only. The data excludes cases with no related military information entered.