

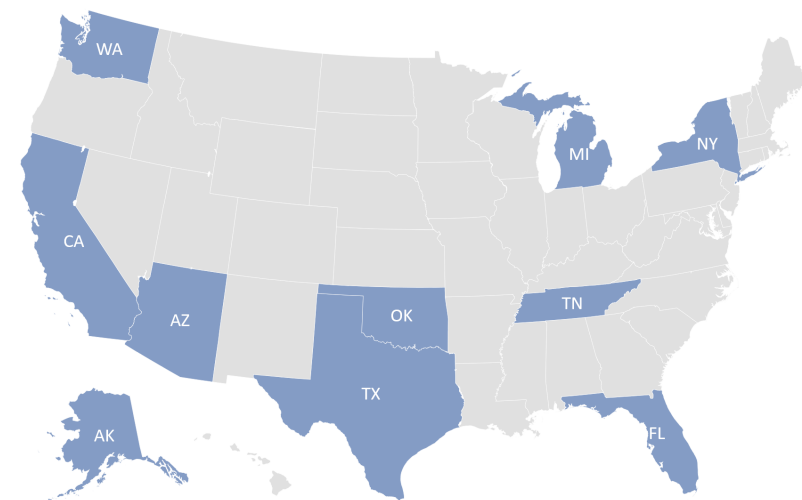
Unresolved Missing Persons Cases Published in NamUs

As of August 1, 2020

18,939 missing from **55** states and territories

Top 10 States

California	2,607
Florida	1,509
Texas	1,473
Alaska	1,027
Arizona	923
New York	903
Washington	707
Michigan	605
Tennessee	589
Oklahoma	520

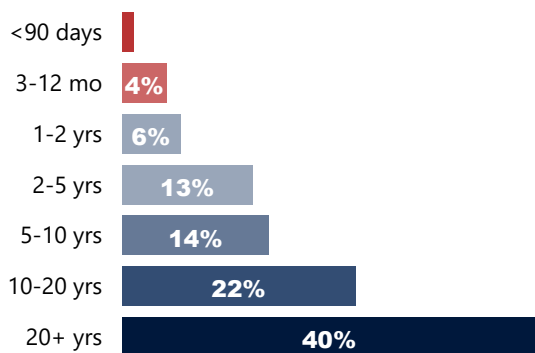


Top 10 Cities

Los Angeles (CA)	262
Miami (FL)	193
San Francisco (CA)	193
Phoenix (AZ)	181
Houston (TX)	174
Detroit (MI)	156
Tulsa (OK)	146
Memphis (TN)	140
Chicago (IL)	138
McAllen (TX)	138

Demographics

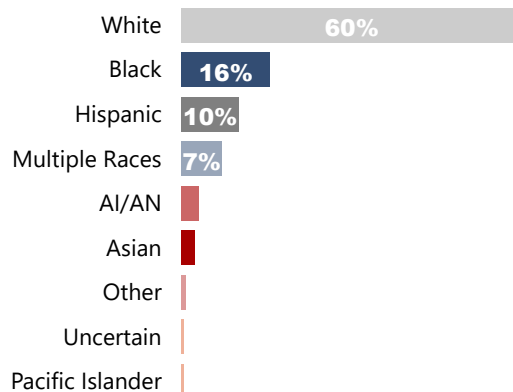
Age of Case



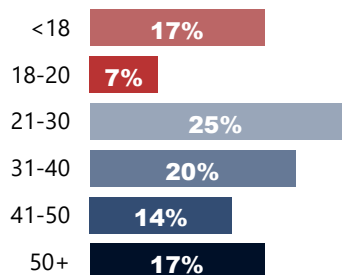
Average Years Missing

18.1 years

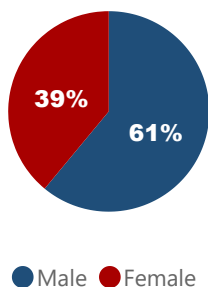
Race/Ethnicity



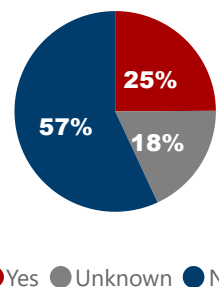
Age at Time of Missing



Sex



Military Affiliation*



*Data is based on cases that include military affiliation information only. The data excludes cases with no related military information entered.

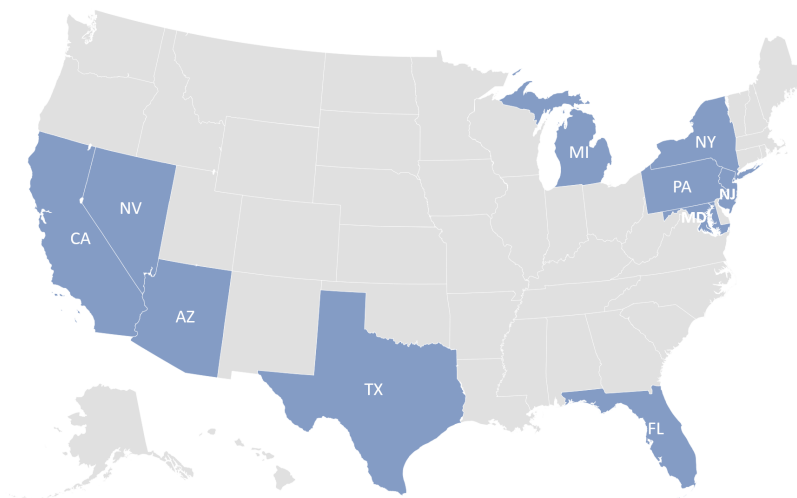
Unresolved Unidentified Persons Cases Published in NamUs

As of August 1, 2020

13,412 unidentified from **54** states and territories

Top 10 States

California	2,757
Arizona	1,809
Texas	1,642
New York	1,393
Florida	899
New Jersey	419
Maryland	324
Michigan	320
Pennsylvania	303
Nevada	302

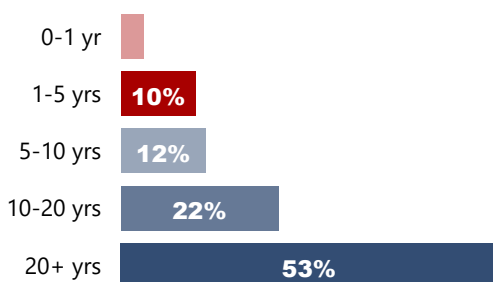


Top 10 Cities

New York (NY)	490
Brooklyn (NY)	313
Los Angeles (CA)	271
Houston (TX)	246
Philadelphia (PA)	201
Detroit (MI)	199
Bronx (NY)	176
Queens (NY)	165
Baltimore (MD)	152
Miami (FL)	138

Demographics

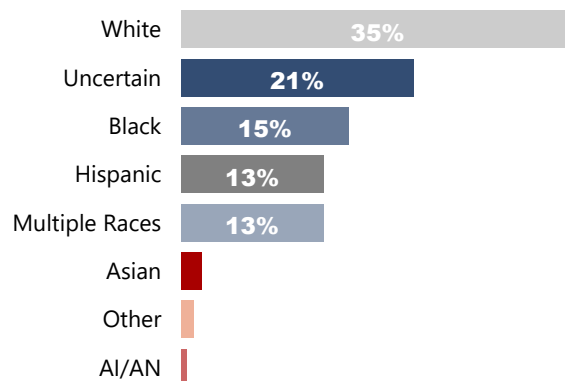
Age of Case



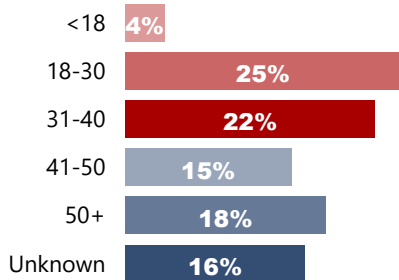
Average Age of Case

21.8 years

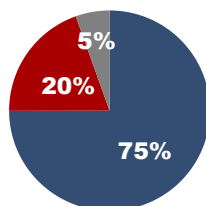
Race/Ethnicity



Estimated Age at Time of Death**

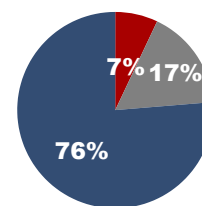


Sex



● Male ● Female ● Unsure ● Other

Found on Tribal Land*



● Yes ● Unknown ● No

*Excludes cases with no related tribal information entered into NamUs.

**Estimated Age is based on an average of the minimum and maximum ages entered into NamUs.

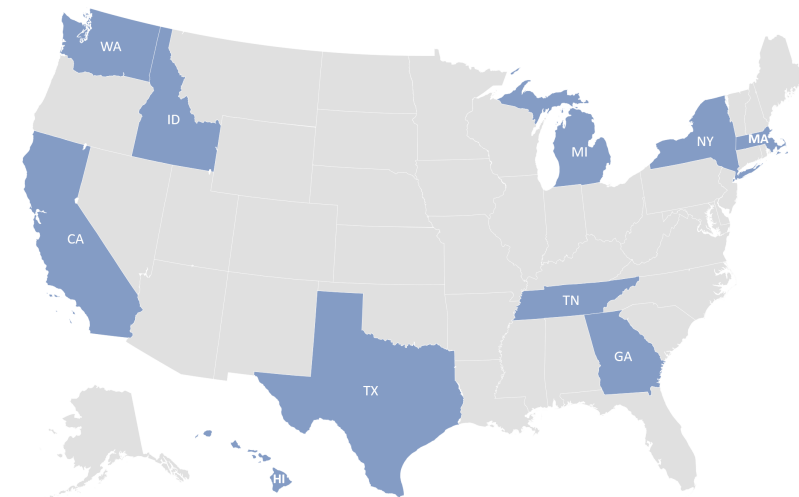
Unresolved Unclaimed Persons Cases Published in NamUs

As of August 1, 2020

9,387 unclaimed from **44** states and territories

Top 10 States

New York	3,882
California	1,716
Washington	991
Massachusetts	376
Hawaii	343
Texas	338
Tennessee	325
Georgia	259
Idaho	151
Michigan	112

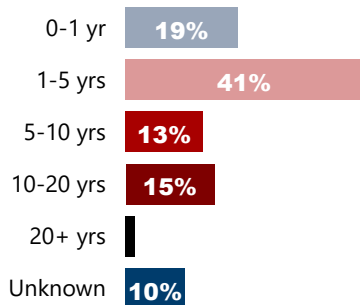


Top 10 Cities

Bronx (NY)	811
Brooklyn (NY)	538
New York (NY)	526
Queens (NY)	317
Houston (TX)	231
Manhattan (NY)	228
Tacoma (WA)	218
Knoxville (TN)	173
Atlanta (GA)	160
Honolulu (HI)	141

Demographics

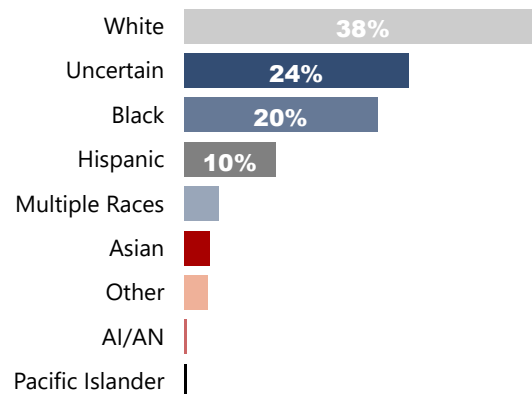
Age of Case



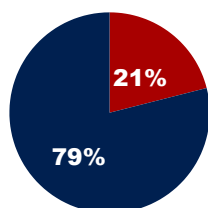
Average Age of Case

5.2 years

Race/Ethnicity

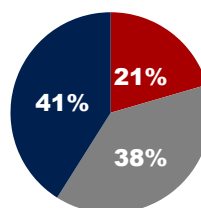


Sex



● Female ● Male

Military Affiliation*



● Yes ● Unknown ● No

*Data is based on cases that include military affiliation information only. The data excludes cases with no related military information entered.