

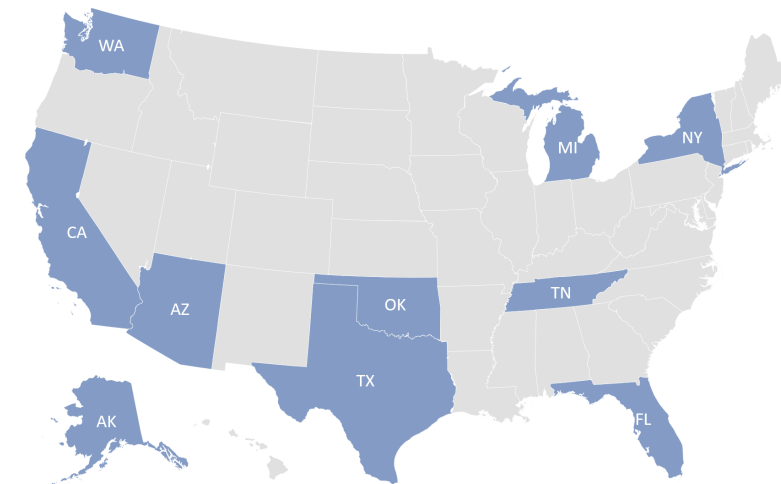
Unresolved Missing Persons Cases Published in NamUs

As of March 1, 2021

20,127 missing from **55** states and territories

Top 10 States

California	2,787
Florida	1,560
Texas	1,518
Alaska	1,189
New York	1,029
Arizona	961
Washington	740
Oklahoma	635
Michigan	616
Tennessee	594

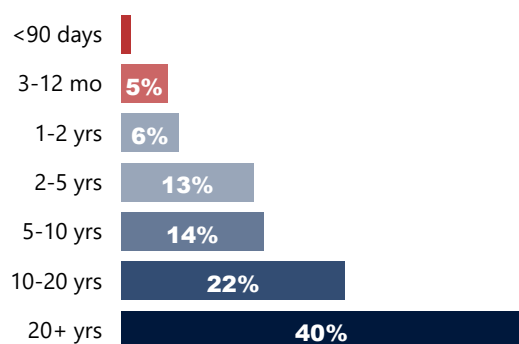


Top 10 Cities

Los Angeles (CA)	291
San Francisco (CA)	212
Miami (FL)	189
Houston (TX)	184
Phoenix (AZ)	184
Tulsa (OK)	155
Detroit (MI)	154
Chicago (IL)	141
McAllen (TX)	140
Las Vegas (NV)	137

Demographics

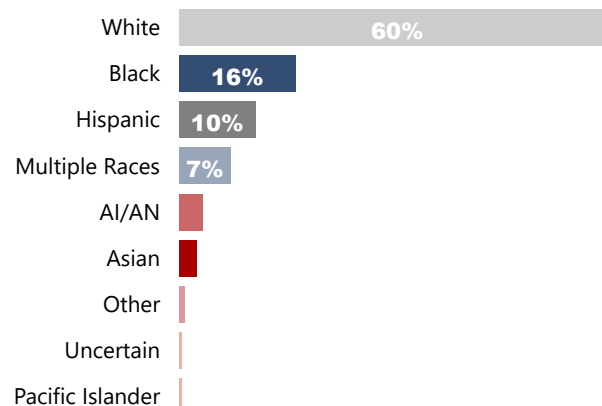
Age of Case



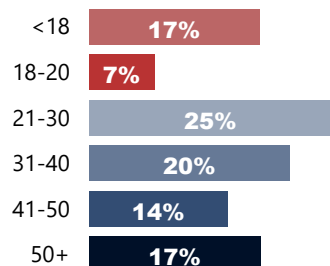
Average Years Missing

18.1 years

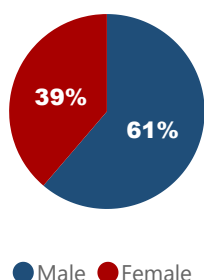
Race/Ethnicity



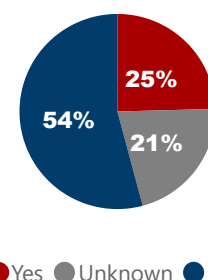
Age at Time of Missing



Sex



Military Affiliation*



*Data is based on cases that include military affiliation information only. The data excludes cases with no related military information entered.

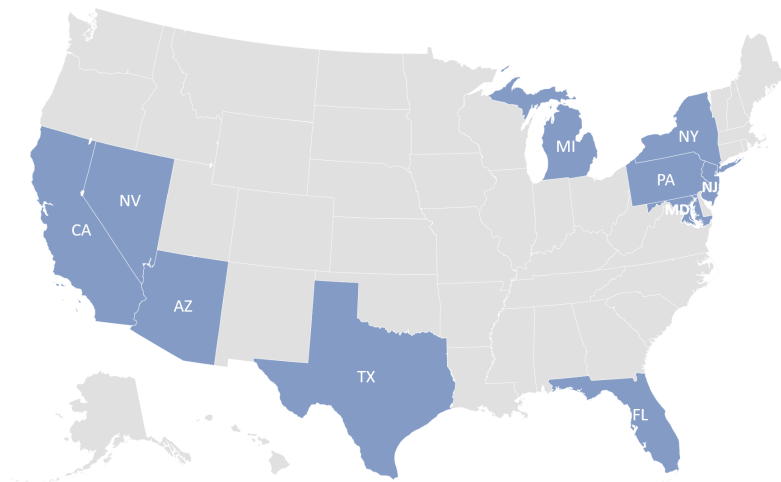
Unresolved Unidentified Persons Cases Published in NamUs

As of March 1, 2021

13,616 unidentified from **54** states and territories

Top 10 States

California	2,773
Arizona	1,853
Texas	1,656
New York	1,423
Florida	902
New Jersey	428
Maryland	326
Michigan	320
Pennsylvania	307
Nevada	304

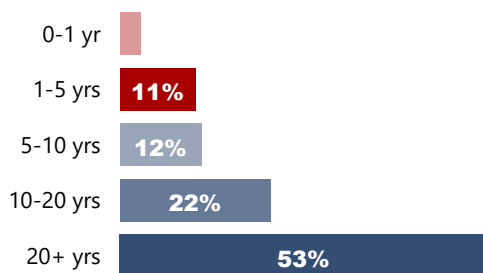


Top 10 Cities

New York (NY)	494
Brooklyn (NY)	323
Los Angeles (CA)	287
Houston (TX)	248
Philadelphia (PA)	205
Detroit (MI)	200
Bronx (NY)	179
Queens (NY)	165
Baltimore (MD)	156
Miami (FL)	139

Demographics

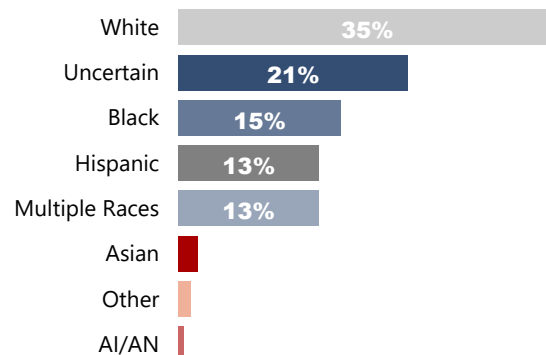
Age of Case



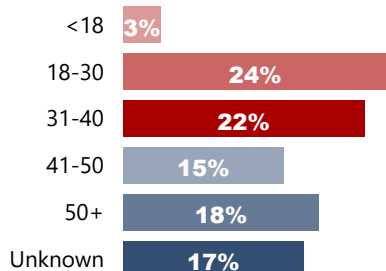
Average Age of Case

22.0 years

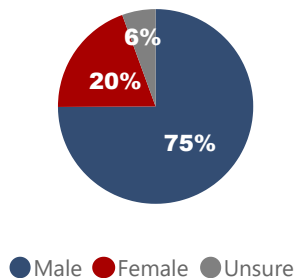
Race/Ethnicity



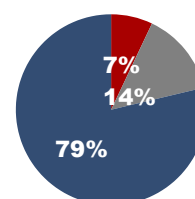
Estimated Age at Time of Death**



Sex



Found on Tribal Land*



*Excludes cases with no related tribal information entered into NamUs.

**Estimated Age is based on an average of the minimum and maximum ages entered into NamUs.

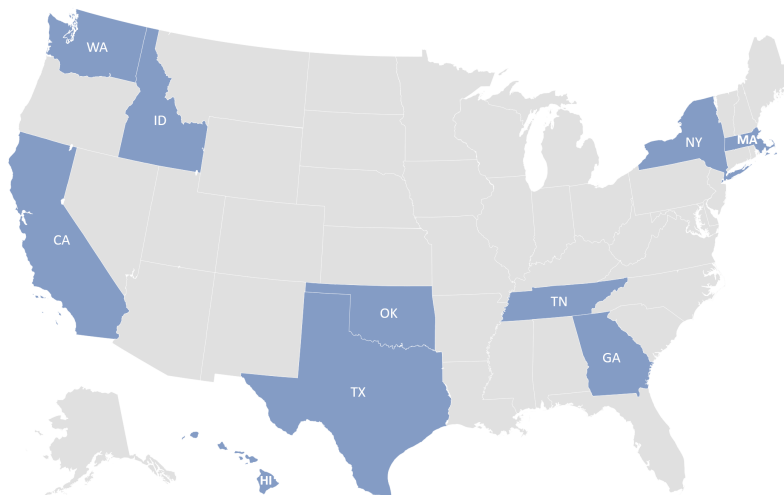
Unresolved Unclaimed Persons Cases Published in NamUs

As of March 1, 2021

10,698 unclaimed from **44** states and territories

Top 10 States

New York	4,709
California	1,910
Washington	1,008
Massachusetts	426
Tennessee	379
Hawaii	368
Texas	357
Georgia	263
Idaho	165
Oklahoma	127

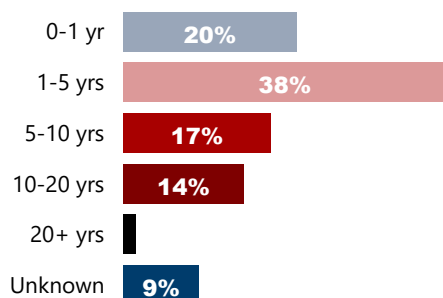


Top 10 Cities

Bronx (NY)	1,088
Brooklyn (NY)	714
New York (NY)	531
Queens (NY)	488
Manhattan (NY)	404
Houston (TX)	248
Tacoma (WA)	228
Knoxville (TN)	200
Atlanta (GA)	165
Honolulu (HI)	157

Demographics

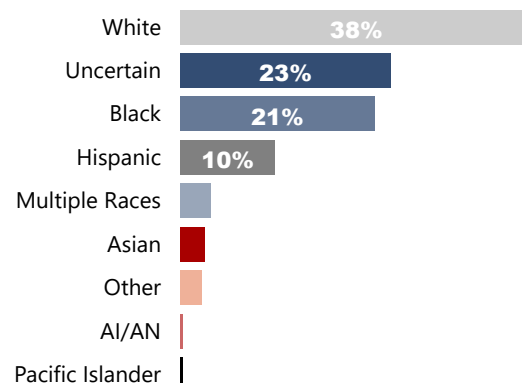
Age of Case



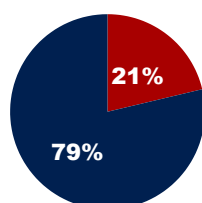
Average Age of Case

5.2 years

Race/Ethnicity

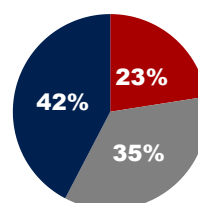


Sex



● Female ● Male

Military Affiliation*



● Yes ● Unknown ● No

**Data is based on cases that include military affiliation information only. The data excludes cases with no related military information entered.*