

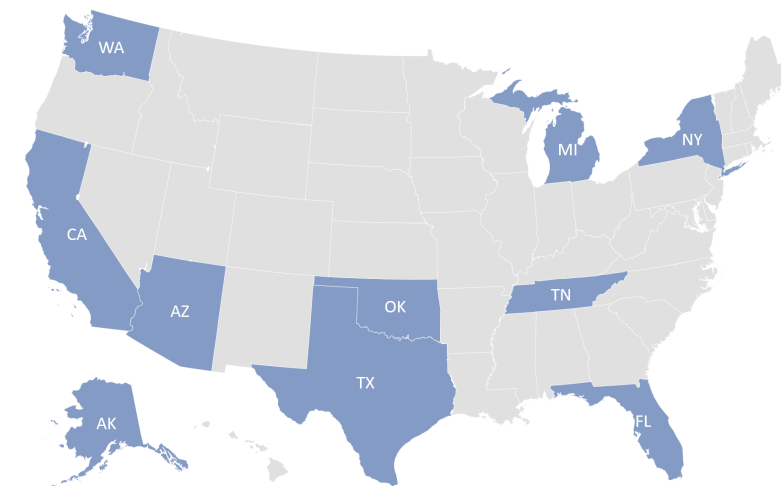
## Unresolved Missing Persons Cases Published in NamUs

As of February 1, 2021

**19,978** missing from **55** states and territories

### Top 10 States

California	2,758
Florida	1,551
Texas	1,509
Alaska	1,188
New York	1,004
Arizona	956
Washington	728
Oklahoma	623
Michigan	612
Tennessee	586

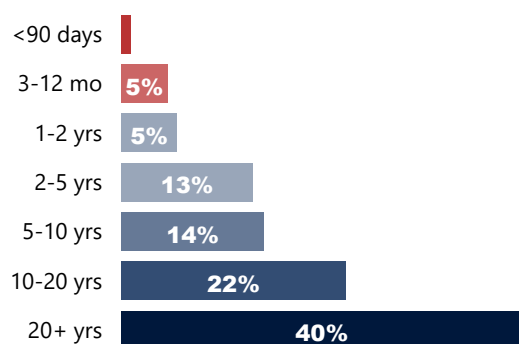


### Top 10 Cities

Los Angeles (CA)	281
San Francisco (CA)	213
Miami (FL)	188
Phoenix (AZ)	183
Houston (TX)	180
Detroit (MI)	158
Tulsa (OK)	152
Chicago (IL)	140
McAllen (TX)	140
Las Vegas (NV)	136

### Demographics

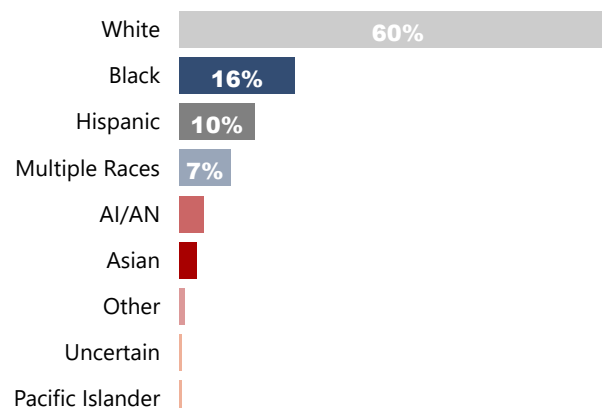
#### Age of Case



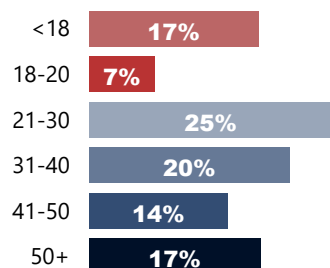
#### Average Years Missing

**18.1** years

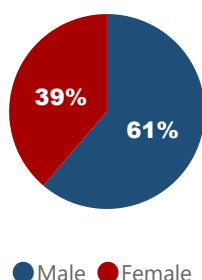
#### Race/Ethnicity



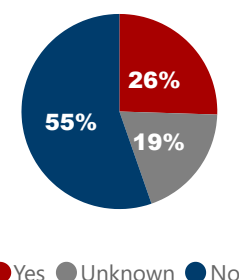
#### Age at Time of Missing



#### Sex



#### Military Affiliation\*



\*Data is based on cases that include military affiliation information only. The data excludes cases with no related military information entered.

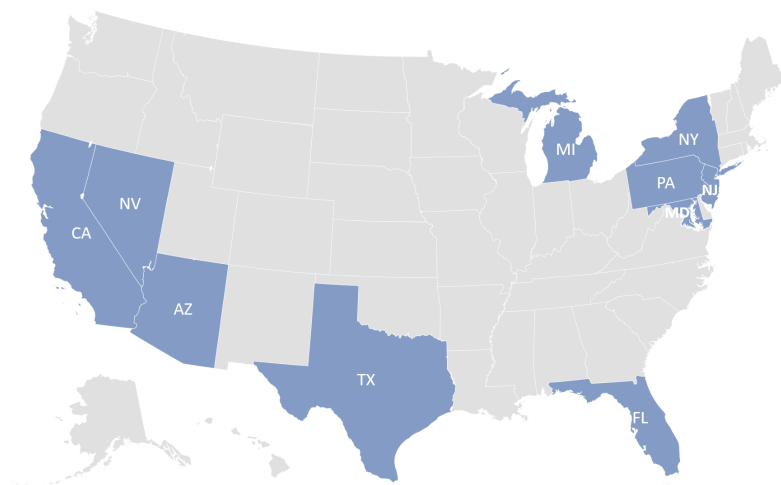
## Unresolved Unidentified Persons Cases Published in NamUs

As of February 1, 2021

**13,601** unidentified from **54** states and territories

### Top 10 States

California	2,763
Arizona	1,848
Texas	1,657
New York	1,421
Florida	899
New Jersey	428
Maryland	325
Michigan	322
Pennsylvania	308
Nevada	304

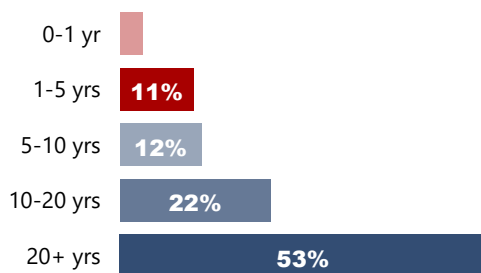


### Top 10 Cities

New York (NY)	494
Brooklyn (NY)	324
Los Angeles (CA)	278
Houston (TX)	247
Philadelphia (PA)	205
Detroit (MI)	203
Bronx (NY)	177
Queens (NY)	165
Baltimore (MD)	155
Miami (FL)	139

### Demographics

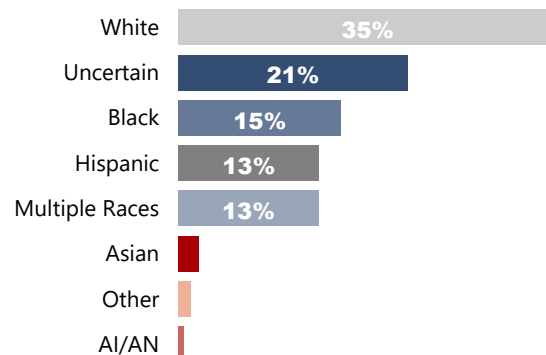
#### Age of Case



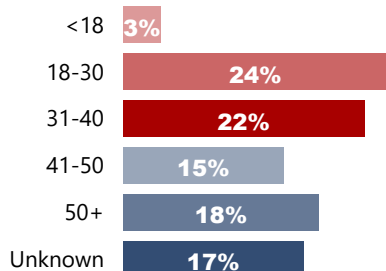
#### Average Age of Case

**21.9** years

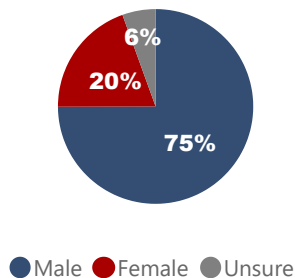
#### Race/Ethnicity



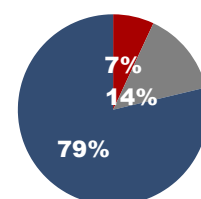
#### Estimated Age at Time of Death\*\*



#### Sex



#### Found on Tribal Land\*



\*Excludes cases with no related tribal information entered into NamUs.

\*\*Estimated Age is based on an average of the minimum and maximum ages entered into NamUs.

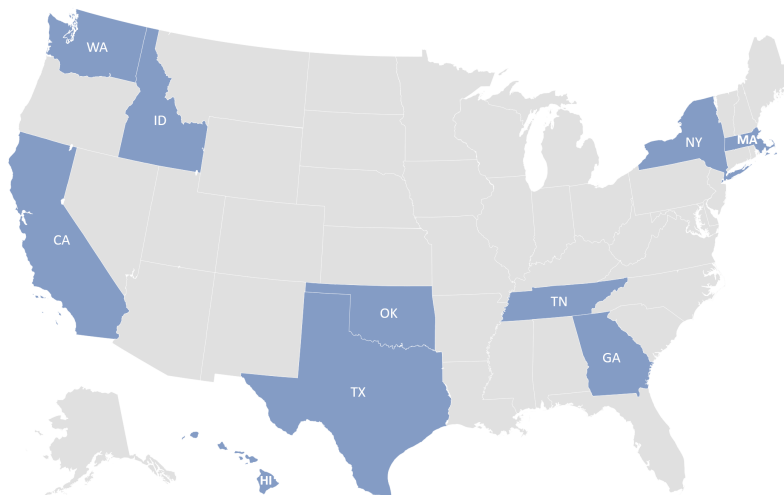
## Unresolved Unclaimed Persons Cases Published in NamUs

As of February 1, 2021

**10,499** unclaimed from **44** states and territories

### Top 10 States

New York	4,645
California	1,825
Washington	1,003
Massachusetts	420
Tennessee	367
Hawaii	360
Texas	355
Georgia	262
Idaho	160
Oklahoma	125

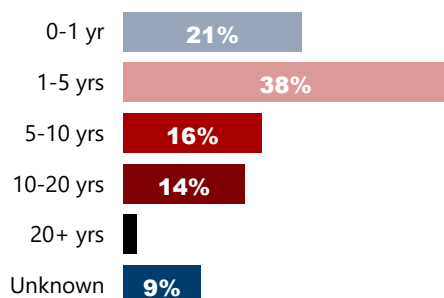


### Top 10 Cities

Bronx (NY)	1,070
Brooklyn (NY)	700
New York (NY)	530
Queens (NY)	476
Manhattan (NY)	386
Houston (TX)	247
Tacoma (WA)	226
Knoxville (TN)	196
Atlanta (GA)	164
Honolulu (HI)	150

## Demographics

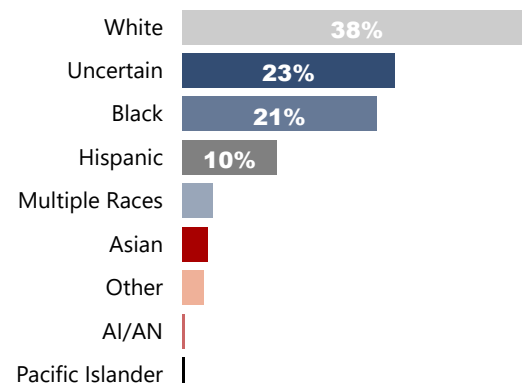
### Age of Case



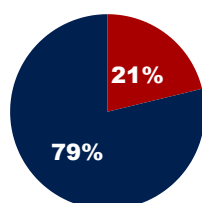
### Average Age of Case

**5.2** years

### Race/Ethnicity

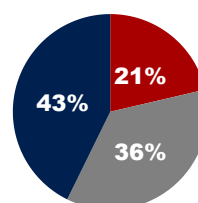


### Sex



● Female ● Male

### Military Affiliation\*



● Yes ● Unknown ● No

*\*Data is based on cases that include military affiliation information only. The data excludes cases with no related military information entered.*