

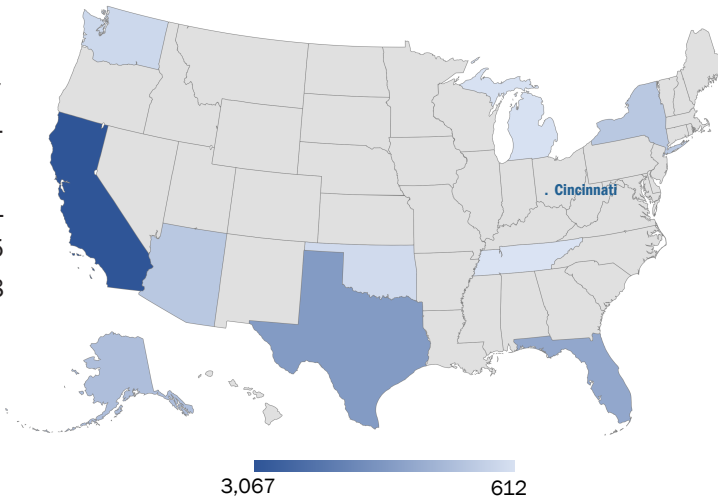
Unresolved Missing Persons Cases Published in NamUs September 2022

*This series of reports contains information only on individuals who have been reported as missing, unidentified, or unclaimed to NamUs; it does not include information on all missing, unidentified, and unclaimed persons nationwide. Missing, unidentified, and unclaimed person status is reported to NamUs by local, state, tribal, or federal law enforcement, or it may be self-reported by family members. Data fields to capture race, ethnicity, age, sex assigned at birth, and other demographic markers are reflective of the information entered into NamUs by the reporting party. Therefore, the following report may not be reflective of the entirety of the issues surrounding missing, unidentified, and unclaimed persons in the United States and its territories.

22,160 Missing from 55 States and Territories

Top 10 States

California	3,067
Texas	2,204
Florida	1,633
Alaska	1,201
Arizona	1,055
New York	1,038
Washington	802
Oklahoma	767
Tennessee	653
Michigan	612

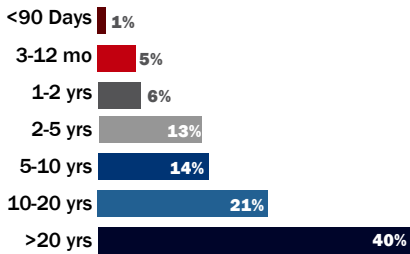


Top 10 Cities

Los Angeles (CA)	344
Houston (TX)	311
Dallas (TX)	307
Phoenix (AZ)	234
San Francisco (CA)	224
McAllen (TX)	197
Oklahoma City (OK)	187
Miami (FL)	180
Memphis (TN)	180
Tulsa (OK)	161

Demographics

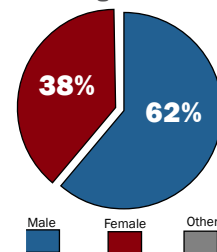
Age of Case



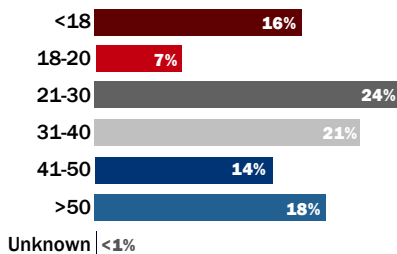
Average Years Missing

18.3
years

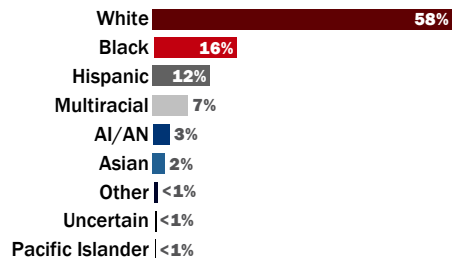
Sex Assigned at Birth



Age at Time Reported Missing



Race/Ethnicity



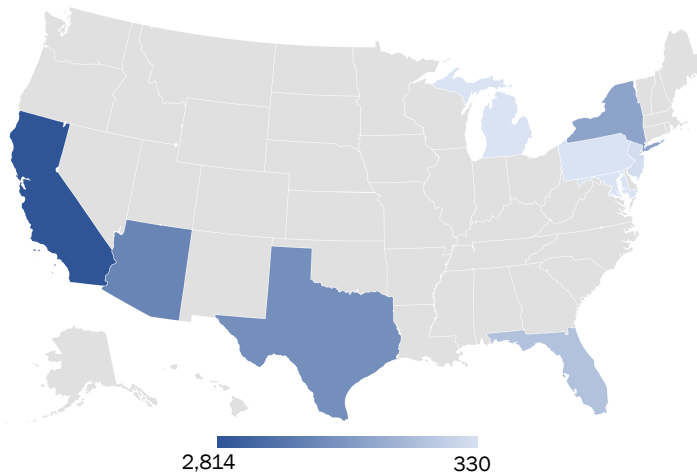
Unresolved Unidentified Persons Cases Published in NamUs September 2022

This series of reports contains information only on individuals who have been reported as missing, unidentified, or unclaimed to NamUs; it does not include information on all missing, unidentified, and unclaimed persons nationwide. Missing, unidentified, and unclaimed person status is reported to NamUs by local, state, tribal, or federal law enforcement, or it may be self-reported by family members. Data fields to capture race, ethnicity, age, sex assigned at birth, and other demographic markers are reflective of the information entered into NamUs by the reporting party. Therefore, the following report may not be reflective of the entirety of the issues surrounding missing, unidentified, and unclaimed persons in the United States and its territories.

14,172 Unidentified from 54 States and Territories

Top 10 States

California	2,814
Arizona	1,998
Texas	1,854
New York	1,428
Florida	908
New Jersey	427
Michigan	332
Puerto Rico*	331
Pennsylvania	331
Maryland	330

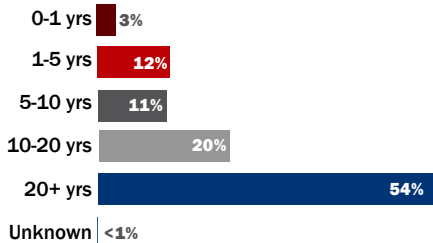


Top 10 Cities

New York (NY)	485
Los Angeles (CA)	338
Brooklyn (NY)	332
Houston (TX)	248
Philadelphia (PA)	223
Detroit (MI)	216
Bronx (NY)	177
Queens (NY)	167
Baltimore (MD)	163
Miami (FL)	145

Demographics

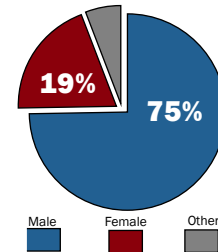
Age of Case



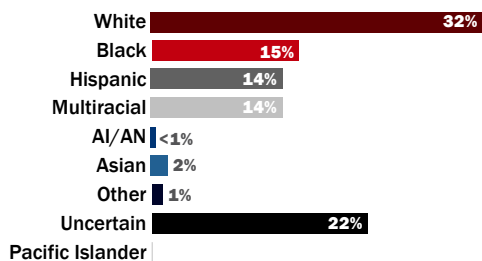
Average Age of Case

22.6
years

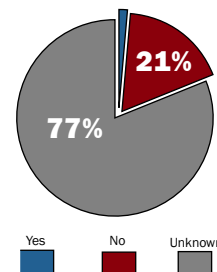
Sex Assigned at Birth



Race/Ethnicity



Persons Found on Tribal Lands



NamUs is funded by the National Institute of Justice and managed through a contract with RTI International. For more information, visit NamUs.nij.ojp.gov

*Puerto Rico is not represented on the distribution map due to image size restraints on this report.

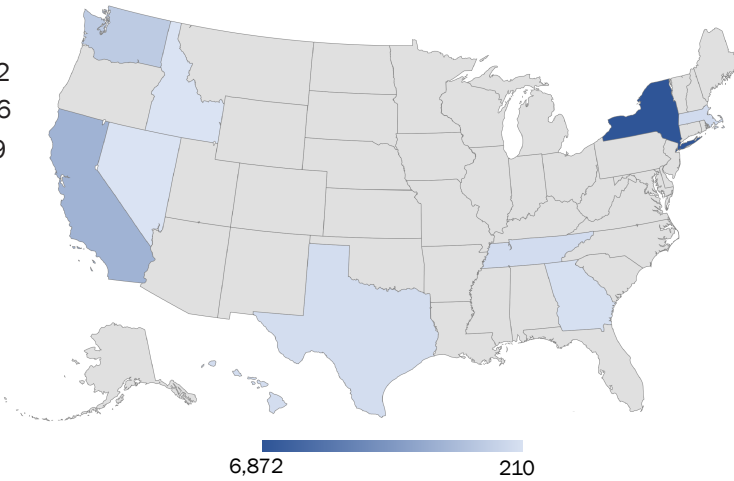
Unresolved Unclaimed Persons Cases Published in NamUs September 2022

*This series of reports contains information only on individuals who have been reported as missing, unidentified, or unclaimed to NamUs; it does not include information on all missing, unidentified, and unclaimed persons nationwide. Missing, unidentified, and unclaimed person status is reported to NamUs by local, state, tribal, or federal law enforcement, or it may be self-reported by family members. Data fields to capture race, ethnicity, age, sex assigned at birth, and other demographic markers are reflective of the information entered into NamUs by the reporting party. Therefore, the following report may not be reflective of the entirety of the issues surrounding missing, unidentified, and unclaimed persons in the United States and its territories.

14,841 Unclaimed from 42 States and Territories

Top 10 States

New York	6,872
California	2,276
Washington	1,259
Texas	702
Tennessee	522
Massachusetts	512
Hawaii	433
Georgia	276
Nevada	245
Idaho	210

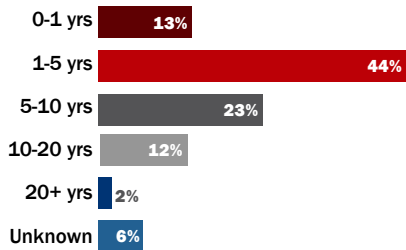


Top 10 Cities

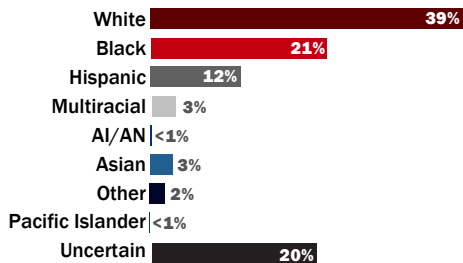
Bronx (NY)	1,674
Brooklyn (NY)	1,179
Manhattan (NY)	941
Queens (NY)	883
New York (NY)	592
Houston (TX)	539
Tacoma (WA)	308
Knoxville (TN)	278
Honolulu (HI)	194
Reno (NV)	186

Demographics

Age of Case



Race/Ethnicity



Average Years of Unclaimed Cases

5.5
years

Sex Assigned at Birth

