

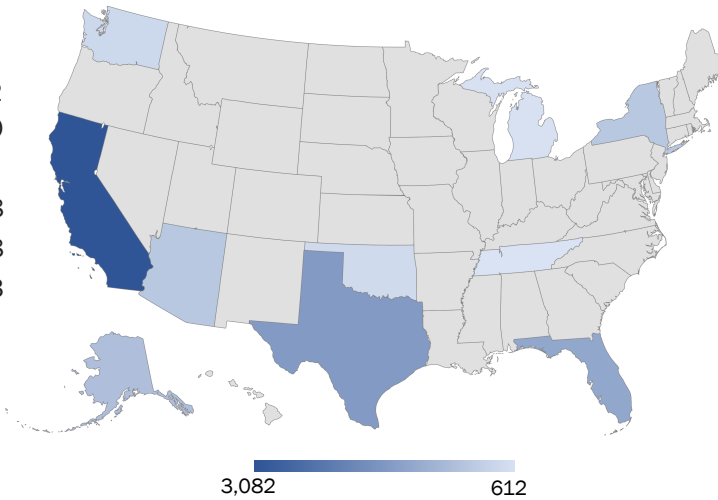
Unresolved Missing Persons Cases Published in NamUs October 2022

*This series of reports contains information only on individuals who have been reported as missing, unidentified, or unclaimed to NamUs; it does not include information on all missing, unidentified, and unclaimed persons nationwide. Missing, unidentified, and unclaimed person status is reported to NamUs by local, state, tribal, or federal law enforcement, or it may be self-reported by family members. Data fields to capture race, ethnicity, age, sex assigned at birth, and other demographic markers are reflective of the information entered into NamUs by the reporting party. Therefore, the following report may not be reflective of the entirety of the issues surrounding missing, unidentified, and unclaimed persons in the United States and its territories.

22,324 Missing from 55 States and Territories

Top 10 States

California	3,082
Texas	2,260
Florida	1,645
Alaska	1,208
Arizona	1,058
New York	1,033
Washington	818
Oklahoma	775
Tennessee	662
Michigan	612

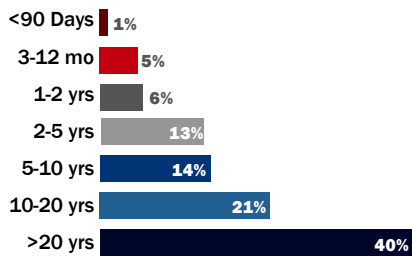


Top 10 Cities

Los Angeles (CA)	353
Dallas (TX)	312
Houston (TX)	310
Phoenix (AZ)	236
San Francisco (CA)	225
McAllen (TX)	197
Oklahoma City (OK)	189
Memphis (TN)	183
Miami (FL)	177
Tulsa (OK)	160

Demographics

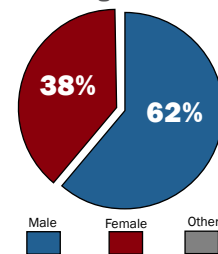
Age of Case



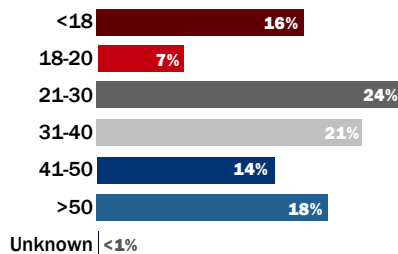
Average Years Missing

18.3
years

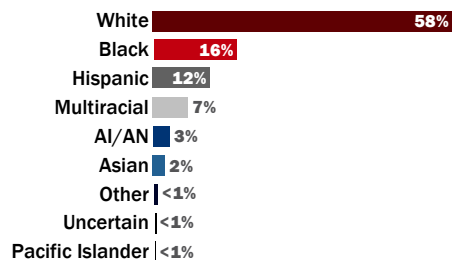
Sex Assigned at Birth



Age at Time Reported Missing



Race/Ethnicity



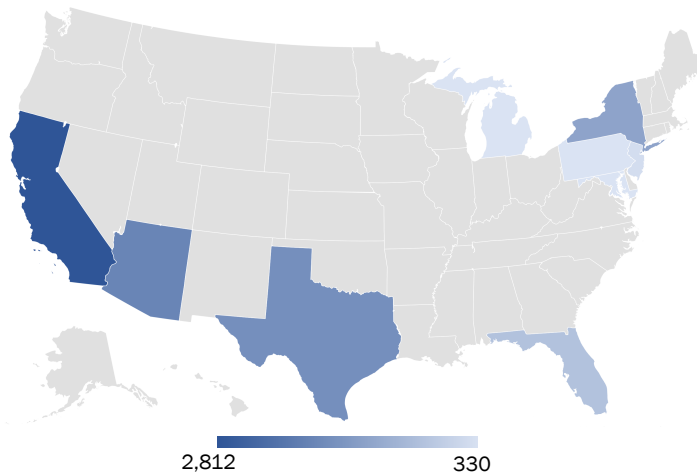
Unresolved Unidentified Persons Cases Published in NamUs October 2022

This series of reports contains information only on individuals who have been reported as missing, unidentified, or unclaimed to NamUs; it does not include information on all missing, unidentified, and unclaimed persons nationwide. Missing, unidentified, and unclaimed person status is reported to NamUs by local, state, tribal, or federal law enforcement, or it may be self-reported by family members. Data fields to capture race, ethnicity, age, sex assigned at birth, and other demographic markers are reflective of the information entered into NamUs by the reporting party. Therefore, the following report may not be reflective of the entirety of the issues surrounding missing, unidentified, and unclaimed persons in the United States and its territories.

14,220 Unidentified from 54 States and Territories

Top 10 States

California	2,812
Arizona	2,007
Texas	1,869
New York	1,437
Florida	909
New Jersey	428
Michigan	333
Puerto Rico*	332
Pennsylvania	331
Maryland	330

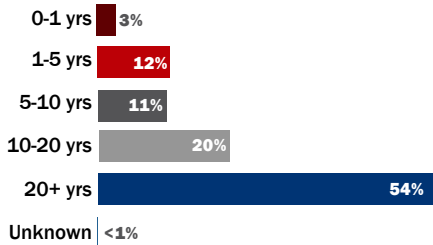


Top 10 Cities

New York (NY)	484
Los Angeles (CA)	340
Brooklyn (NY)	333
Houston (TX)	250
Philadelphia (PA)	224
Detroit (MI)	217
Bronx (NY)	180
Queens (NY)	169
Baltimore (MD)	163
Miami (FL)	146

Demographics

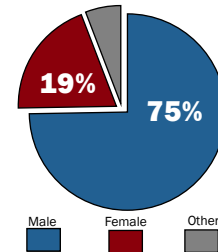
Age of Case



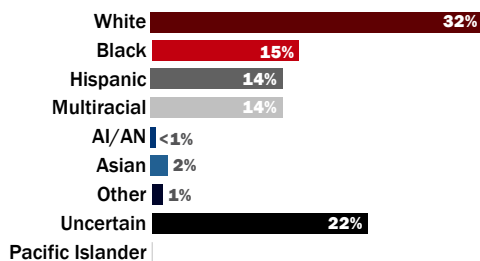
Average Age of Case

22.6
years

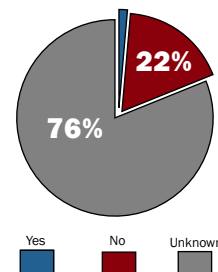
Sex Assigned at Birth



Race/Ethnicity



Persons Found on Tribal Lands



NamUs is funded by the National Institute of Justice and managed through a contract with RTI International. For more information, visit NamUs.nij.ojp.gov

*Puerto Rico is not represented on the distribution map due to image size restraints on this report.

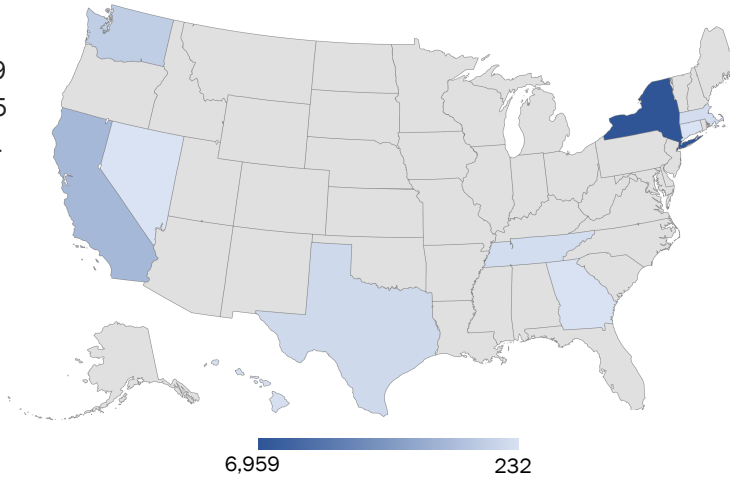
Unresolved Unclaimed Persons Cases Published in NamUs October 2022

*This series of reports contains information only on individuals who have been reported as missing, unidentified, or unclaimed to NamUs; it does not include information on all missing, unidentified, and unclaimed persons nationwide. Missing, unidentified, and unclaimed person status is reported to NamUs by local, state, tribal, or federal law enforcement, or it may be self-reported by family members. Data fields to capture race, ethnicity, age, sex assigned at birth, and other demographic markers are reflective of the information entered into NamUs by the reporting party. Therefore, the following report may not be reflective of the entirety of the issues surrounding missing, unidentified, and unclaimed persons in the United States and its territories.

15,075 Unclaimed from 42 States and Territories

Top 10 States

New York	6,959
California	2,285
Washington	1,274
Texas	712
Tennessee	537
Massachusetts	520
Hawaii	436
Georgia	276
Nevada	250
Idaho	232

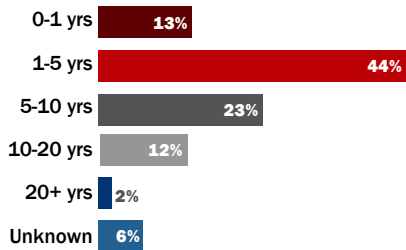


Top 10 Cities

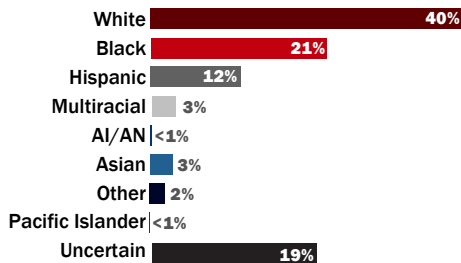
Bronx (NY)	1,714
Brooklyn (NY)	1,193
Manhattan (NY)	951
Queens (NY)	899
New York (NY)	595
Houston (TX)	544
Tacoma (WA)	310
Knoxville (TN)	283
Honolulu (HI)	195
Reno (NV)	190

Demographics

Age of Case



Race/Ethnicity



Average Years of Unclaimed Cases

5.5
years

Sex Assigned at Birth

