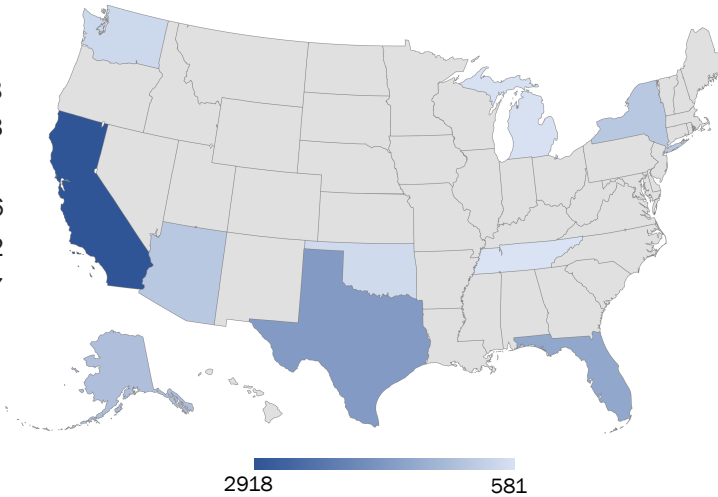


Unresolved Missing Persons Cases Published in NamUs October 2021

20,914 Missing from 55 States and Territories

Top 10 States

California	2,918
Texas	1,763
Florida	1,567
Alaska	1,186
New York	1,032
Arizona	1,027
Washington	768
Oklahoma	722
Michigan	615
Tennessee	581

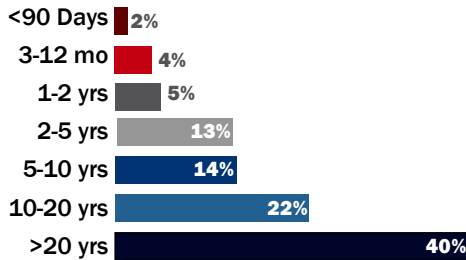


Top 10 Cities

Los Angeles (CA)	319
Phoenix (AZ)	225
San Francisco (CA)	217
Houston (TX)	217
Dallas (TX)	179
Miami (FL)	178
McAllen (TX)	177
Tulsa (OK)	155
Detroit (MI)	153
Oklahoma City (OK)	153

Demographics

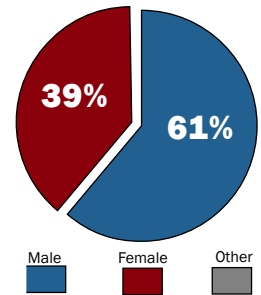
Age of Case



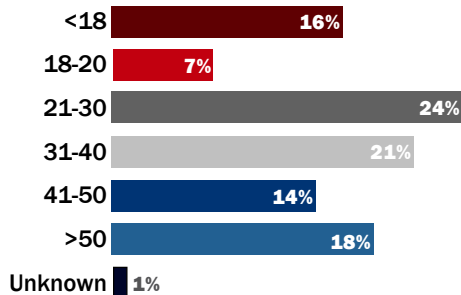
Average Years Missing

18.2
years

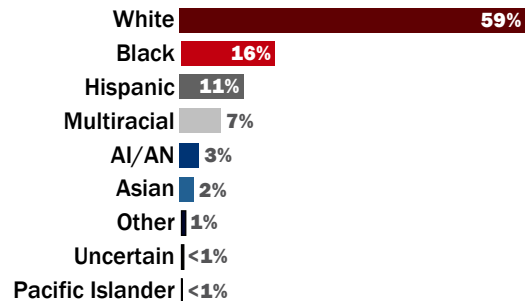
Sex Assigned at Birth



Age at Time Reported Missing



Race/Ethnicity

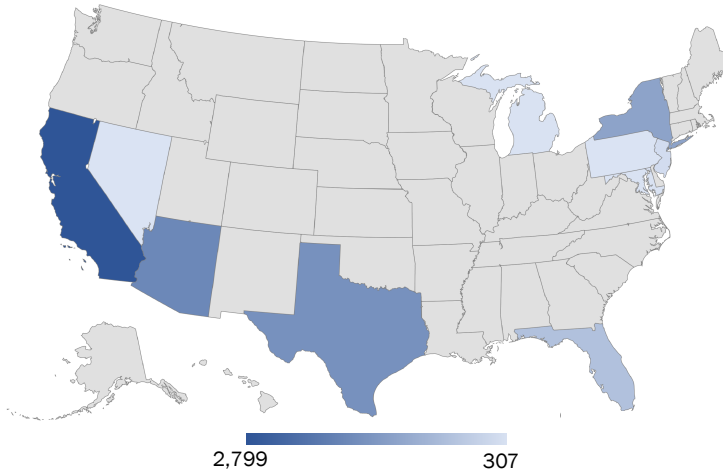


Unresolved Unidentified Persons Cases Published in NamUs October 2021

13,874 Unidentified from 54 States and Territories

Top 10 States

California	2,799
Arizona	1,904
Texas	1,751
New York	1,434
Florida	904
New Jersey	428
Michigan	327
Maryland	321
Pennsylvania	312
Nevada	307

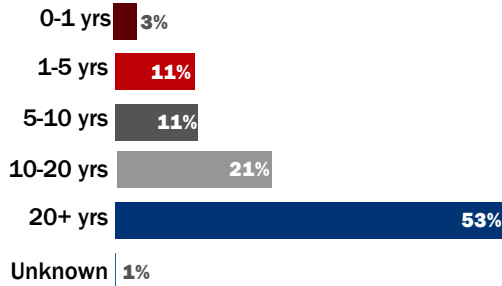


Top 10 Cities

New York (NY)	487
Brooklyn (NY)	333
Los Angeles (CA)	299
Houston (TX)	251
Philadelphia (PA)	211
Detroit (MI)	206
Bronx (NY)	185
Queens (NY)	165
Baltimore (MD)	154
Miami (FL)	139

Demographics

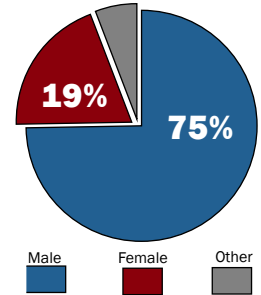
Age of Case



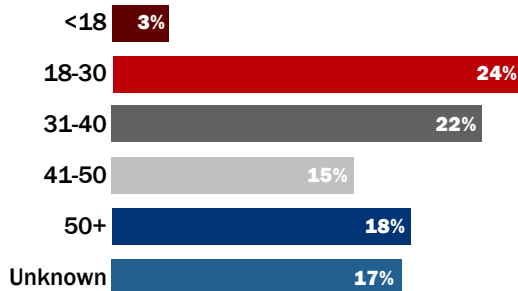
Average Age of Case

22.3
years

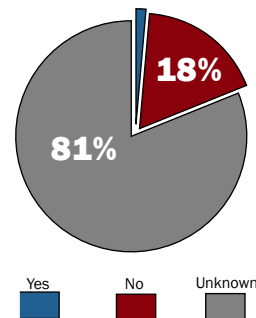
Sex Assigned at Birth



Estimated Age Range at Time of Death



Persons Found on Tribal Lands

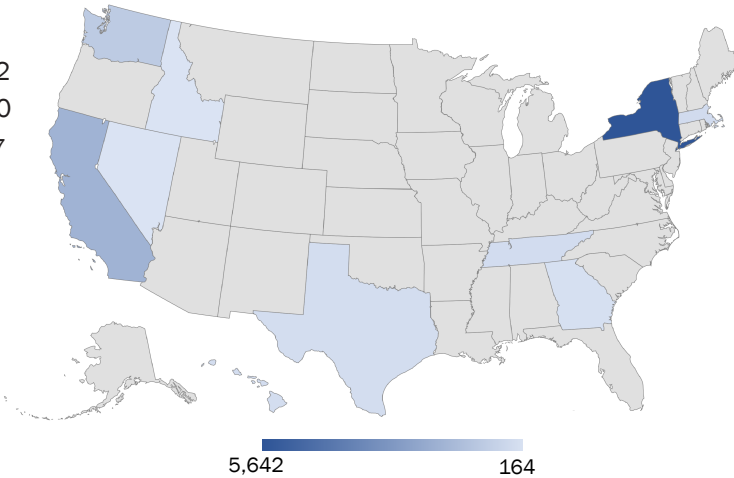


Unresolved Unclaimed Persons Cases Published in NamUs October 2021

12,134 Unclaimed from 41 States and Territories

Top 10 States

New York	5,642
California	2,030
Washington	1,087
Massachusetts	460
Tennessee	431
Hawaii	395
Texas	391
Georgia	276
Idaho	169
Nevada	164



Top 10 Cities

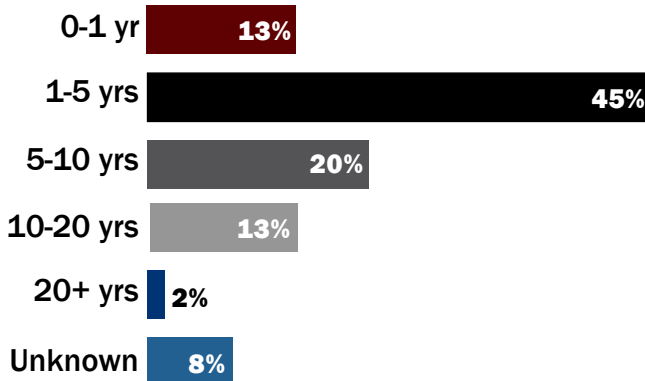
Bronx (NY)	1,320
Brooklyn (NY)	926
Queens (NY)	667
Manhattan (NY)	656
New York (NY)	538
Houston (TX)	279
Tacoma (WA)	261
Knoxville (TN)	230
Atlanta (GA)	177
Honolulu (HI)	172

Demographics

Average Years of Unclaimed Cases

5.2
years

Age of Case



Sex Assigned at Birth

