

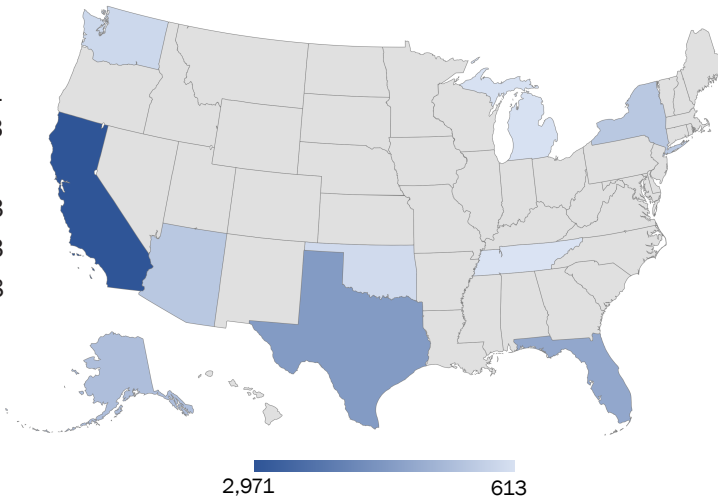
Unresolved Missing Persons Cases Published in NamUs February 2022

*This series of reports contains information only on individuals who have been reported as missing, unidentified, or unclaimed to NamUs; it does not include information on all missing, unidentified, and unclaimed persons nationwide. Missing, unidentified, and unclaimed person status is reported to NamUs by local, state, tribal, or federal law enforcement, or it may be self-reported by family members. Data fields to capture race, ethnicity, age, sex assigned at birth, and other demographic markers are reflective of the information entered into NamUs by the reporting party. Therefore, the following report may not be reflective of the entirety of the issues surrounding missing, unidentified, and unclaimed persons in the United States and its territories.

21,463 Missing from 55 States and Territories

Top 10 States

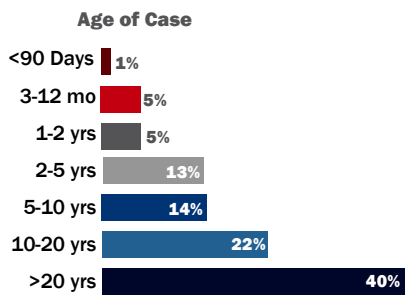
California	2,971
Texas	1,953
Florida	1,598
Alaska	1,183
Arizona	1,053
New York	1,038
Washington	783
Oklahoma	747
Michigan	615
Tennessee	613



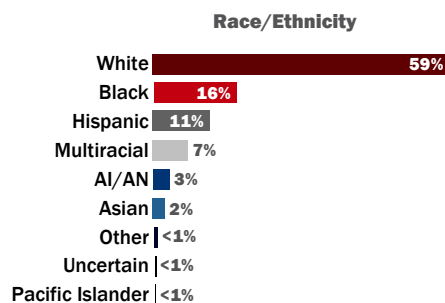
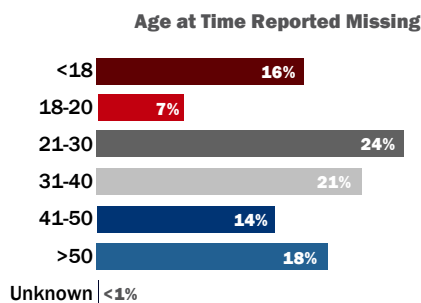
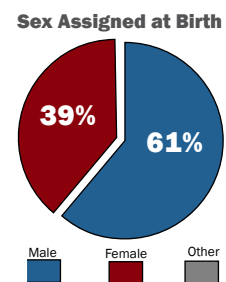
Top 10 Cities

Los Angeles (CA)	330
Houston (TX)	278
Phoenix (AZ)	248
San Francisco (CA)	219
Dallas (TX)	206
McAllen (TX)	182
Miami (FL)	179
Oklahoma City (OK)	172
Memphis (TN)	165
Tulsa (OK)	154

Demographics



Average Years Missing
18.2
years



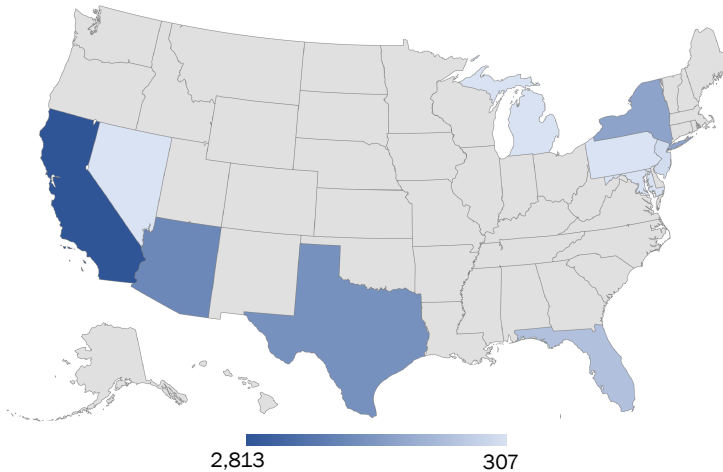
Unresolved Unidentified Persons Cases Published in NamUs February 2022

*This series of reports contains information only on individuals who have been reported as missing, unidentified, or unclaimed to NamUs; it does not include information on all missing, unidentified, and unclaimed persons nationwide. Missing, unidentified, and unclaimed person status is reported to NamUs by local, state, tribal, or federal law enforcement, or it may be self-reported by family members. Data fields to capture race, ethnicity, age, sex assigned at birth, and other demographic markers are reflective of the information entered into NamUs by the reporting party. Therefore, the following report may not be reflective of the entirety of the issues surrounding missing, unidentified, and unclaimed persons in the United States and its territories.

13,920 Unidentified from 54 States and Territories

Top 10 States

California	2,813
Arizona	1,937
Texas	1,773
New York	1,426
Florida	908
New Jersey	422
Michigan	322
Maryland	321
Pennsylvania	309
Nevada	307

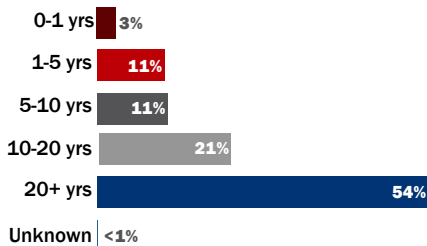


Top 10 Cities

New York (NY)	485
Brooklyn (NY)	335
Los Angeles (CA)	309
Houston (TX)	248
Philadelphia (PA)	210
Detroit (MI)	205
Bronx (NY)	179
Queens (NY)	164
Baltimore (MD)	154
Miami (FL)	143

Demographics

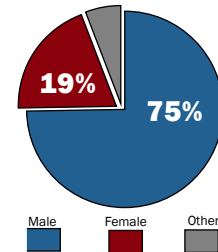
Age of Case



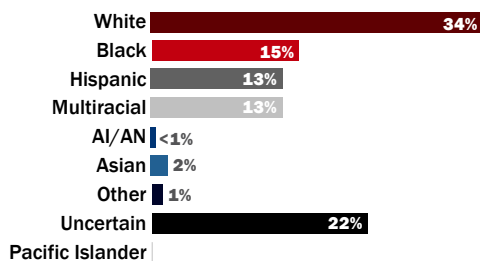
Average Age of Case

22.5
years

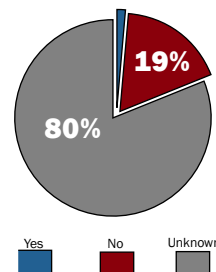
Sex Assigned at Birth



Race/Ethnicity



Persons Found on Tribal Lands



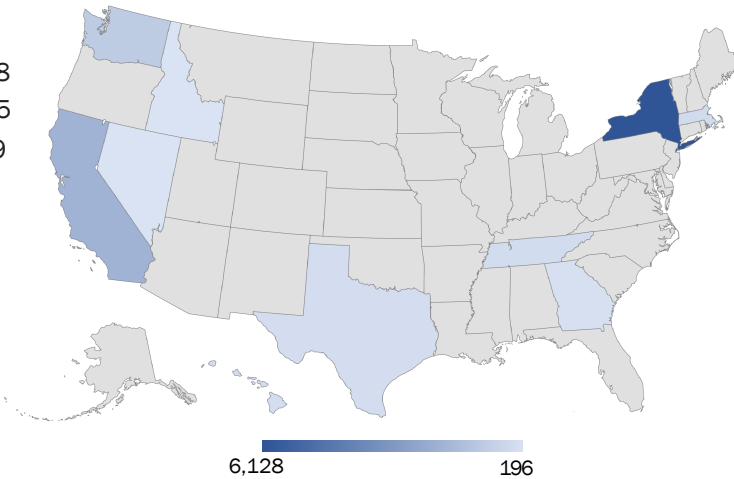
Unresolved Unclaimed Persons Cases Published in NamUs February 2022

*This series of reports contains information only on individuals who have been reported as missing, unidentified, or unclaimed to NamUs; it does not include information on all missing, unidentified, and unclaimed persons nationwide. Missing, unidentified, and unclaimed person status is reported to NamUs by local, state, tribal, or federal law enforcement, or it may be self-reported by family members. Data fields to capture race, ethnicity, age, sex assigned at birth, and other demographic markers are reflective of the information entered into NamUs by the reporting party. Therefore, the following report may not be reflective of the entirety of the issues surrounding missing, unidentified, and unclaimed persons in the United States and its territories.

12,954 Unclaimed from 42 States and Territories

Top 10 States

New York	6,128
California	2,055
Washington	1,169
Massachusetts	481
Tennessee	474
Texas	408
Hawaii	401
Georgia	276
Idaho	202
Nevada	196

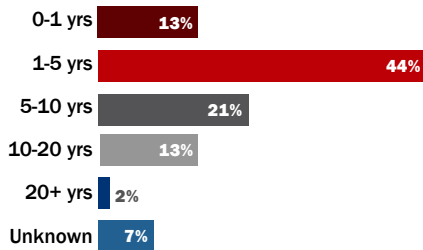


Top 10 Cities

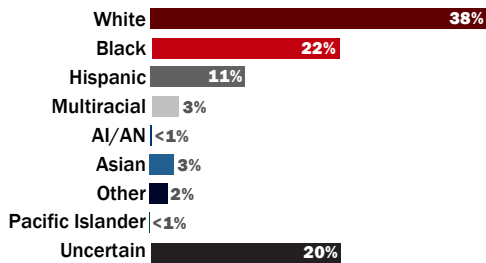
Bronx (NY)	1,478
Brooklyn (NY)	1,011
Manhattan (NY)	776
Queens (NY)	754
New York (NY)	548
Houston (TX)	292
Tacoma (WA)	270
Knoxville (TN)	251
Atlanta (GA)	177
Honolulu (HI)	177

Demographics

Age of Case



Race/Ethnicity



Average Years of Unclaimed Cases

5.3
years

Sex Assigned at Birth

