

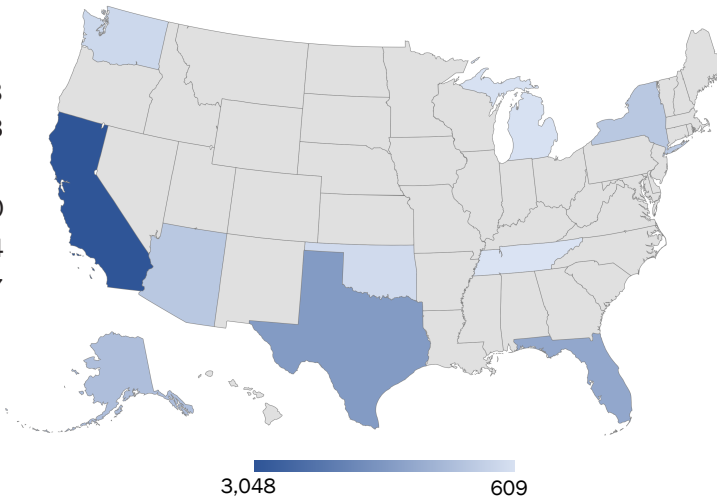
## Unresolved Missing Persons Cases Published in NamUs August 2022

\*This series of reports contains information only on individuals who have been reported as missing, unidentified, or unclaimed to NamUs; it does not include information on all missing, unidentified, and unclaimed persons nationwide. Missing, unidentified, and unclaimed person status is reported to NamUs by local, state, tribal, or federal law enforcement, or it may be self-reported by family members. Data fields to capture race, ethnicity, age, sex assigned at birth, and other demographic markers are reflective of the information entered into NamUs by the reporting party. Therefore, the following report may not be reflective of the entirety of the issues surrounding missing, unidentified, and unclaimed persons in the United States and its territories.

### 22,038 Missing from 55 States and Territories

#### Top 10 States

California	3,048
Texas	2,183
Florida	1,634
Alaska	1,200
Arizona	1,044
New York	1,037
Washington	809
Oklahoma	760
Tennessee	631
Michigan	609

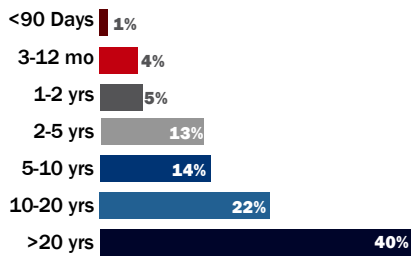


#### Top 10 Cities

Los Angeles (CA)	335
Houston (TX)	312
Dallas (TX)	299
Phoenix (AZ)	227
San Francisco (CA)	223
McAllen (TX)	195
Oklahoma City (OK)	188
Miami (FL)	181
Memphis (TN)	160
Tulsa (OK)	158

### Demographics

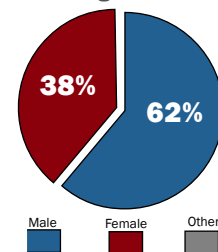
#### Age of Case



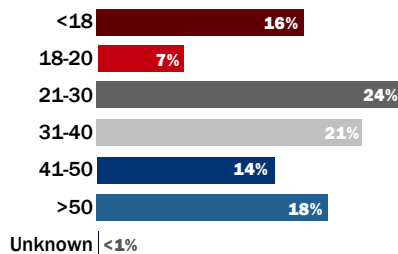
#### Average Years Missing

**18.3**  
years

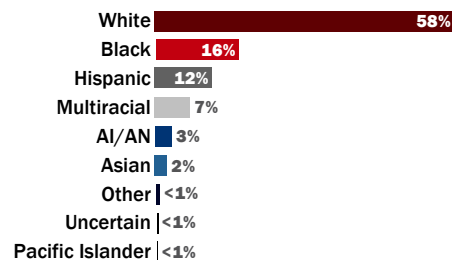
#### Sex Assigned at Birth



#### Age at Time Reported Missing



#### Race/Ethnicity



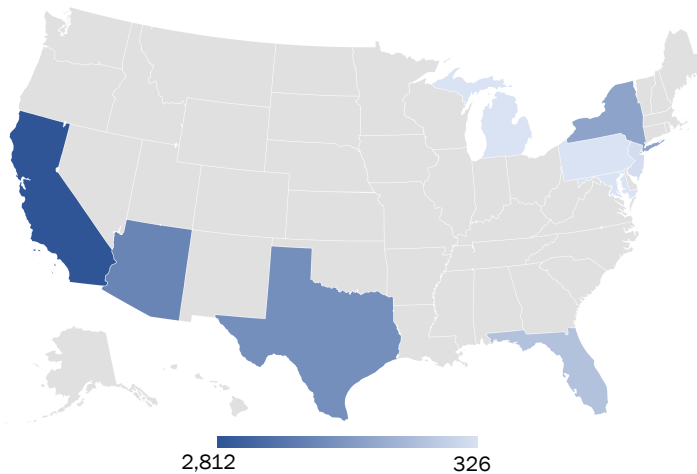
## Unresolved Unidentified Persons Cases Published in NamUs August 2022

This series of reports contains information only on individuals who have been reported as missing, unidentified, or unclaimed to NamUs; it does not include information on all missing, unidentified, and unclaimed persons nationwide. Missing, unidentified, and unclaimed person status is reported to NamUs by local, state, tribal, or federal law enforcement, or it may be self-reported by family members. Data fields to capture race, ethnicity, age, sex assigned at birth, and other demographic markers are reflective of the information entered into NamUs by the reporting party. Therefore, the following report may not be reflective of the entirety of the issues surrounding missing, unidentified, and unclaimed persons in the United States and its territories.

### 14,142 Unidentified from 54 States and Territories

#### Top 10 States

California	2,812
Arizona	1,991
Texas	1,842
New York	1,436
Florida	906
New Jersey	427
Maryland	332
Puerto Rico*	330
Michigan	328
Pennsylvania	326

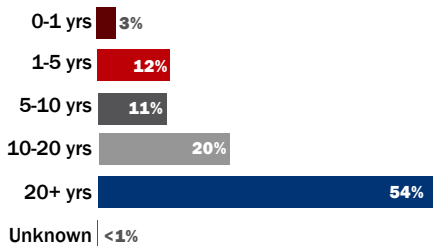


#### Top 10 Cities

New York (NY)	487
Los Angeles (CA)	340
Brooklyn (NY)	337
Houston (TX)	247
Philadelphia (PA)	218
Detroit (MI)	212
Bronx (NY)	179
Queens (NY)	167
Baltimore (MD)	163
Miami (FL)	143

### Demographics

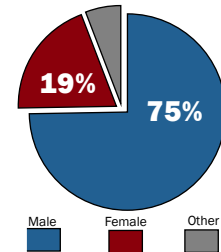
#### Age of Case



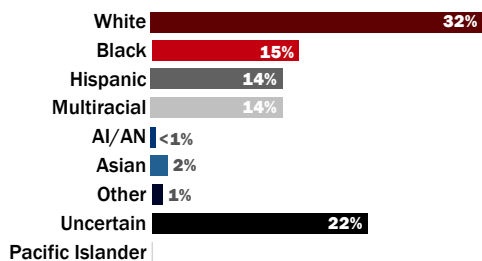
#### Average Age of Case

**22.6**  
years

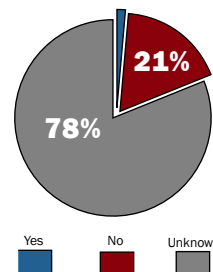
#### Sex Assigned at Birth



#### Race/Ethnicity



#### Persons Found on Tribal Lands



NamUs is funded by the National Institute of Justice and managed through a contract with RTI International. For more information, visit [NamUs.nij.ojp.gov](http://NamUs.nij.ojp.gov)

\*Puerto Rico is not represented on the distribution map due to image size restraints on this report.

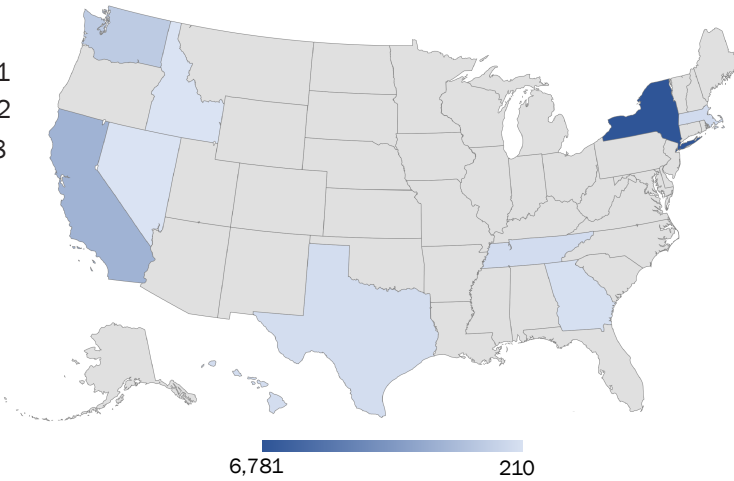
## Unresolved Unclaimed Persons Cases Published in NamUs August 2022

\*This series of reports contains information only on individuals who have been reported as missing, unidentified, or unclaimed to NamUs; it does not include information on all missing, unidentified, and unclaimed persons nationwide. Missing, unidentified, and unclaimed person status is reported to NamUs by local, state, tribal, or federal law enforcement, or it may be self-reported by family members. Data fields to capture race, ethnicity, age, sex assigned at birth, and other demographic markers are reflective of the information entered into NamUs by the reporting party. Therefore, the following report may not be reflective of the entirety of the issues surrounding missing, unidentified, and unclaimed persons in the United States and its territories.

### 14,480 Unclaimed from 42 States and Territories

#### Top 10 States

New York	6,781
California	2,262
Washington	1,248
Texas	678
Tennessee	514
Massachusetts	506
Hawaii	426
Georgia	275
Nevada	240
Idaho	210

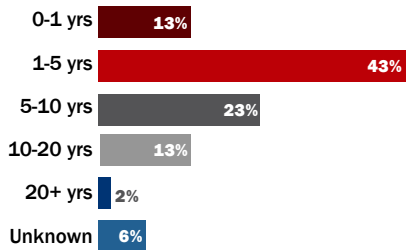


#### Top 10 Cities

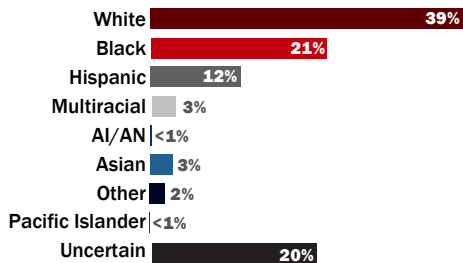
Bronx (NY)	1,658
Brooklyn (NY)	1,147
Manhattan (NY)	946
Queens (NY)	862
New York (NY)	570
Houston (TX)	534
Tacoma (WA)	309
Knoxville (TN)	277
Honolulu (HI)	189
Reno (NV)	183

### Demographics

#### Age of Case



#### Race/Ethnicity



#### Average Years of Unclaimed Cases

**5.5**  
years

#### Sex Assigned at Birth

