

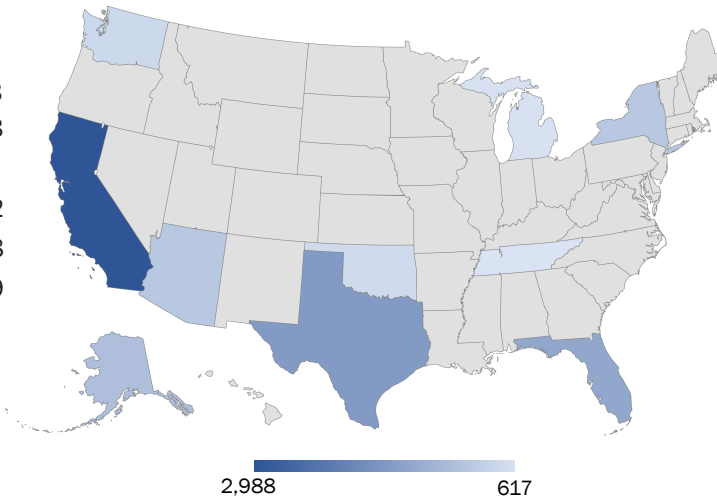
## Unresolved Missing Persons Cases Published in NamUs April 2022

\*This series of reports contains information only on individuals who have been reported as missing, unidentified, or unclaimed to NamUs; it does not include information on all missing, unidentified, and unclaimed persons nationwide. Missing, unidentified, and unclaimed person status is reported to NamUs by local, state, tribal, or federal law enforcement, or it may be self-reported by family members. Data fields to capture race, ethnicity, age, sex assigned at birth, and other demographic markers are reflective of the information entered into NamUs by the reporting party. Therefore, the following report may not be reflective of the entirety of the issues surrounding missing, unidentified, and unclaimed persons in the United States and its territories.

### 21,619 Missing from 55 States and Territories

#### Top 10 States

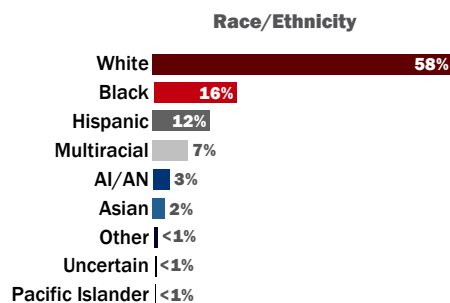
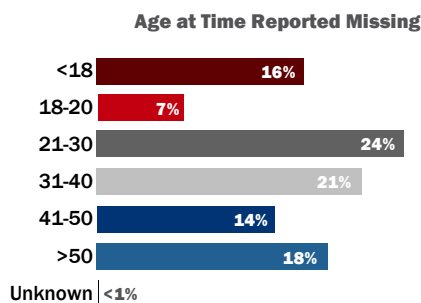
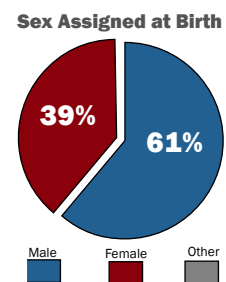
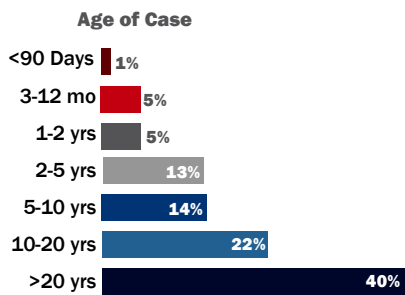
California	2,988
Texas	1,998
Florida	1,604
Alaska	1,192
Arizona	1,048
New York	1,039
Washington	788
Oklahoma	757
Tennessee	628
Michigan	617



#### Top 10 Cities

Los Angeles (CA)	328
Houston (TX)	278
Phoenix (AZ)	236
Dallas (TX)	222
San Francisco (CA)	219
McAllen (TX)	187
Oklahoma City (OK)	184
Miami (FL)	178
Memphis (TN)	161
Detroit (MI)	154

### Demographics



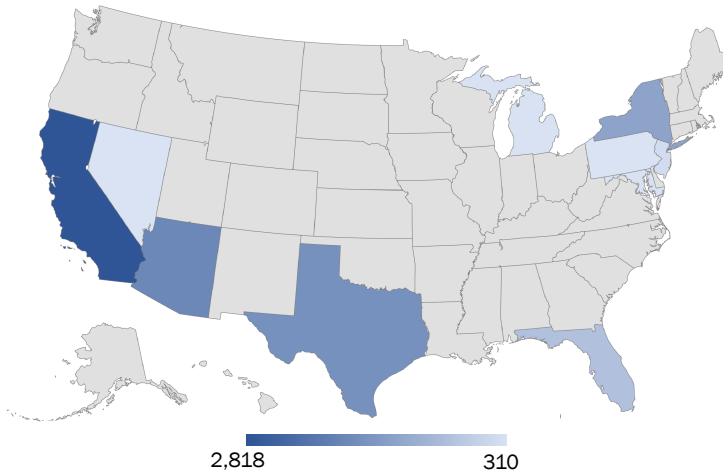
## Unresolved Unidentified Persons Cases Published in NamUs April 2022

\*This series of reports contains information only on individuals who have been reported as missing, unidentified, or unclaimed to NamUs; it does not include information on all missing, unidentified, and unclaimed persons nationwide. Missing, unidentified, and unclaimed person status is reported to NamUs by local, state, tribal, or federal law enforcement, or it may be self-reported by family members. Data fields to capture race, ethnicity, age, sex assigned at birth, and other demographic markers are reflective of the information entered into NamUs by the reporting party. Therefore, the following report may not be reflective of the entirety of the issues surrounding missing, unidentified, and unclaimed persons in the United States and its territories.

### 13,985 Unidentified from 54 States and Territories

#### Top 10 States

California	2,818
Arizona	1,964
Texas	1,791
New York	1,437
Florida	904
New Jersey	418
Michigan	322
Maryland	321
Pennsylvania	315
Nevada	310

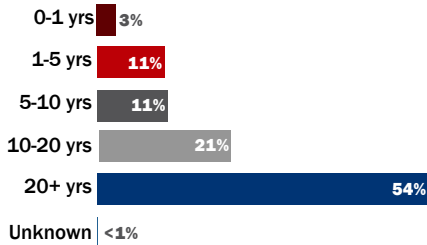


#### Top 10 Cities

New York (NY)	489
Brooklyn (NY)	339
Los Angeles (CA)	313
Houston (TX)	246
Philadelphia (PA)	212
Detroit (MI)	205
Bronx (NY)	180
Queens (NY)	165
Baltimore (MD)	154
Miami (FL)	144

### Demographics

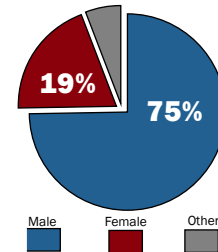
#### Age of Case



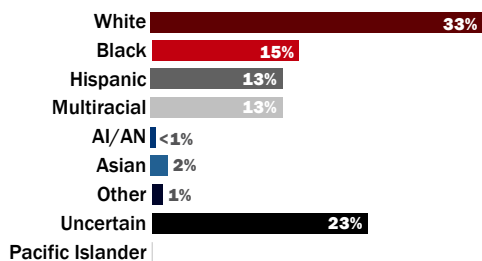
#### Average Age of Case

**22.5**  
years

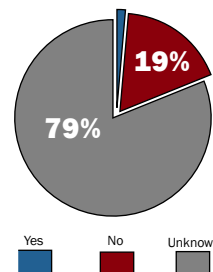
#### Sex Assigned at Birth



#### Race/Ethnicity



#### Persons Found on Tribal Lands



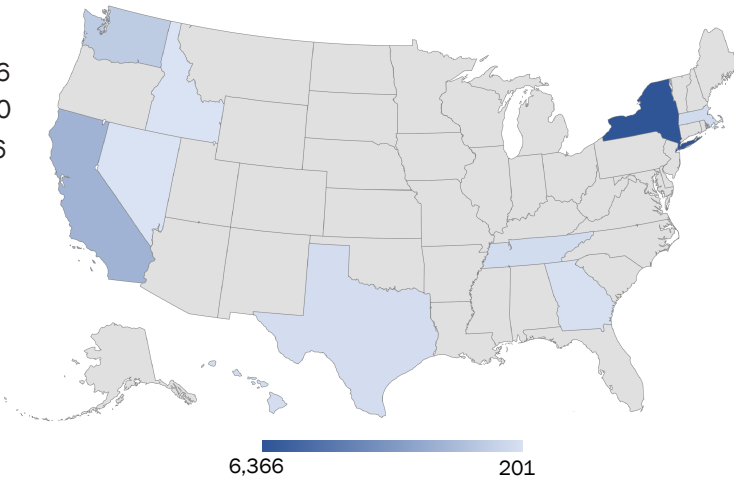
## Unresolved Unclaimed Persons Cases Published in NamUs April 2022

\*This series of reports contains information only on individuals who have been reported as missing, unidentified, or unclaimed to NamUs; it does not include information on all missing, unidentified, and unclaimed persons nationwide. Missing, unidentified, and unclaimed person status is reported to NamUs by local, state, tribal, or federal law enforcement, or it may be self-reported by family members. Data fields to capture race, ethnicity, age, sex assigned at birth, and other demographic markers are reflective of the information entered into NamUs by the reporting party. Therefore, the following report may not be reflective of the entirety of the issues surrounding missing, unidentified, and unclaimed persons in the United States and its territories.

### 13,299 Unclaimed from 42 States and Territories

#### Top 10 States

New York	6,366
California	2,070
Washington	1,176
Massachusetts	492
Tennessee	489
Texas	414
Hawaii	407
Georgia	276
Idaho	205
Nevada	201

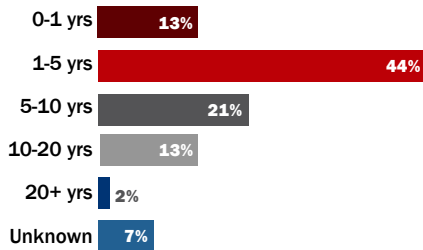


#### Top 10 Cities

Bronx (NY)	1,536
Brooklyn (NY)	1,065
Manhattan (NY)	846
Queens (NY)	789
New York (NY)	550
Houston (TX)	295
Tacoma (WA)	270
Knoxville (TN)	265
Honolulu (HI)	178
Atlanta (GA)	177

### Demographics

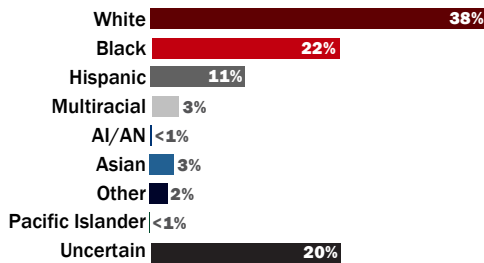
#### Age of Case



#### Average Years of Unclaimed Cases

**5.3**  
years

#### Race/Ethnicity



#### Sex Assigned at Birth

