

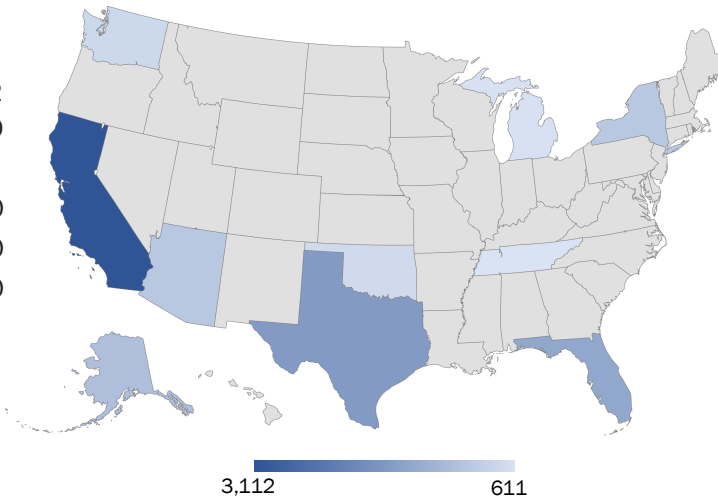
Unresolved Missing Persons Cases Published in NamUs November 2022

*This series of reports contains information only on individuals who have been reported as missing, unidentified, or unclaimed to NamUs; it does not include information on all missing, unidentified, and unclaimed persons nationwide. Missing, unidentified, and unclaimed person status is reported to NamUs by local, state, tribal, or federal law enforcement, or it may be self-reported by family members. Data fields to capture race, ethnicity, age, sex assigned at birth, and other demographic markers are reflective of the information entered into NamUs by the reporting party. Therefore, the following report may not be reflective of the entirety of the issues surrounding missing, unidentified, and unclaimed persons in the United States and its territories.

22,456 Missing from 55 States and Territories

Top 10 States

California	3,112
Texas	2,280
Florida	1,647
Alaska	1,210
Arizona	1,060
New York	1,040
Washington	828
Oklahoma	783
Tennessee	673
Michigan	611

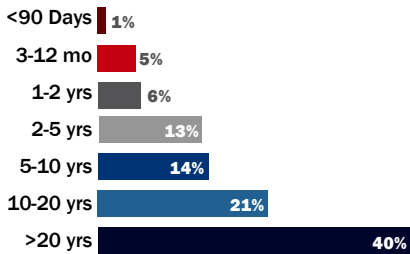


Top 10 Cities

Los Angeles (CA)	366
Houston (TX)	309
Dallas (TX)	307
Phoenix (AZ)	233
San Francisco (CA)	228
McAllen (TX)	201
Oklahoma City (OK)	191
Memphis (TN)	190
Miami (FL)	177
Tulsa (OK)	161

Demographics

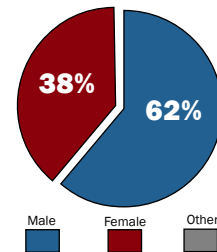
Age of Case



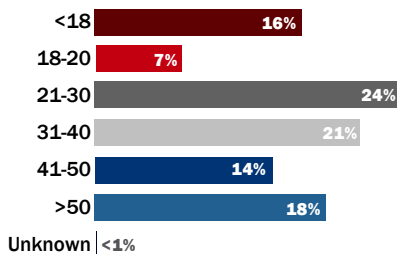
Average Years Missing

18.3
years

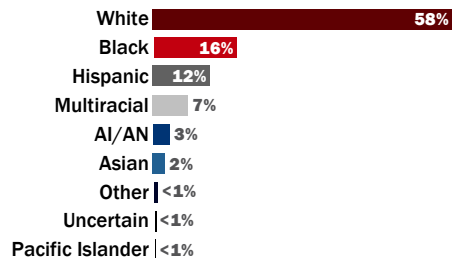
Sex Assigned at Birth



Age at Time Reported Missing



Race/Ethnicity



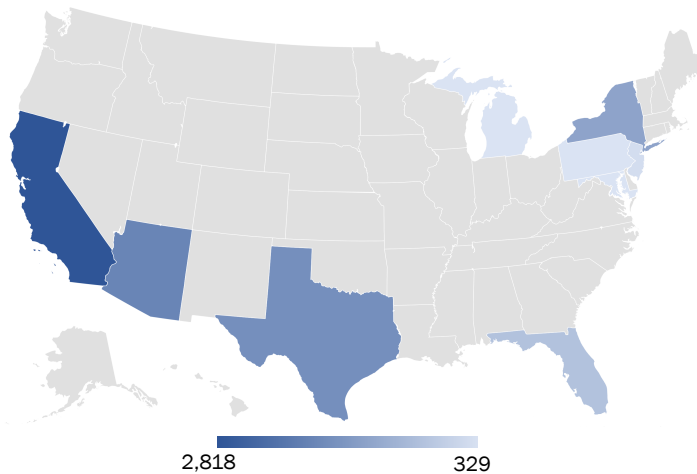
Unresolved Unidentified Persons Cases Published in NamUs November 2022

This series of reports contains information only on individuals who have been reported as missing, unidentified, or unclaimed to NamUs; it does not include information on all missing, unidentified, and unclaimed persons nationwide. Missing, unidentified, and unclaimed person status is reported to NamUs by local, state, tribal, or federal law enforcement, or it may be self-reported by family members. Data fields to capture race, ethnicity, age, sex assigned at birth, and other demographic markers are reflective of the information entered into NamUs by the reporting party. Therefore, the following report may not be reflective of the entirety of the issues surrounding missing, unidentified, and unclaimed persons in the United States and its territories.

14,310 Unidentified from 54 States and Territories

Top 10 States

California	2,818
Arizona	2,008
Texas	1,924
New York	1,434
Florida	915
New Jersey	435
Michigan	336
Puerto Rico*	332
Maryland	330
Pennsylvania	329

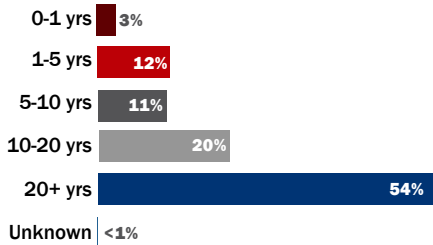


Top 10 Cities

New York (NY)	483
Los Angeles (CA)	342
Brooklyn (NY)	331
Houston (TX)	252
Philadelphia (PA)	222
Detroit (MI)	220
Bronx (NY)	180
Queens (NY)	168
Baltimore (MD)	163
Miami (FL)	146

Demographics

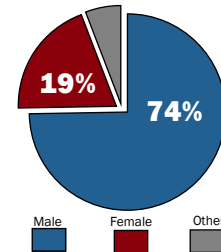
Age of Case



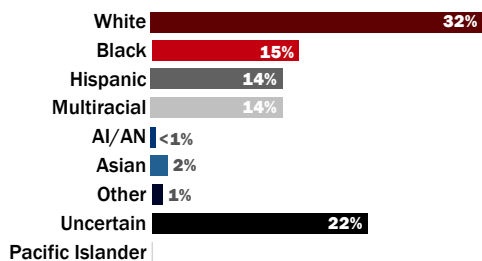
Average Age of Case

22.6
years

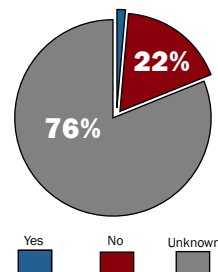
Sex Assigned at Birth



Race/Ethnicity



Persons Found on Tribal Lands



NamUs is funded by the National Institute of Justice and managed through a contract with RTI International. For more information, visit NamUs.nij.ojp.gov

*Puerto Rico is not represented on the distribution map due to image size restraints on this report.

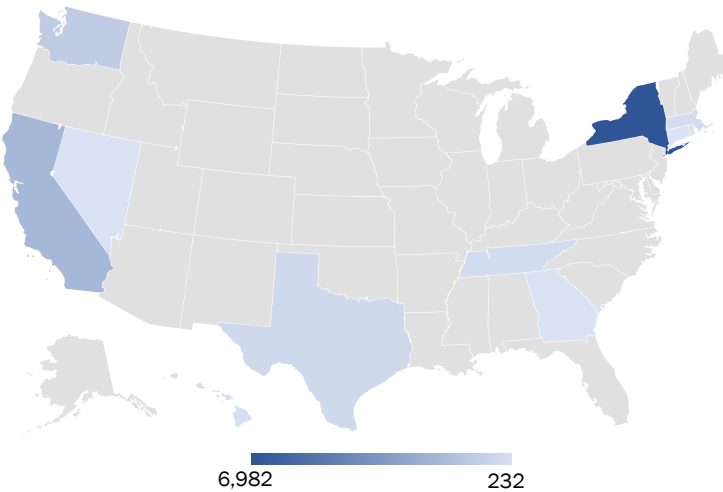
Unresolved Unclaimed Persons Cases Published in NamUs November 2022

*This series of reports contains information only on individuals who have been reported as missing, unidentified, or unclaimed to NamUs; it does not include information on all missing, unidentified, and unclaimed persons nationwide. Missing, unidentified, and unclaimed person status is reported to NamUs by local, state, tribal, or federal law enforcement, or it may be self-reported by family members. Data fields to capture race, ethnicity, age, sex assigned at birth, and other demographic markers are reflective of the information entered into NamUs by the reporting party. Therefore, the following report may not be reflective of the entirety of the issues surrounding missing, unidentified, and unclaimed persons in the United States and its territories.

15,209 Unclaimed from 42 States and Territories

Top 10 States

New York	6,982
California	2,290
Washington	1,309
Texas	715
Tennessee	541
Massachusetts	524
Hawaii	445
Georgia	276
Nevada	267
Connecticut	232

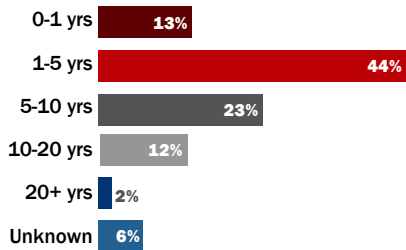


Top 10 Cities

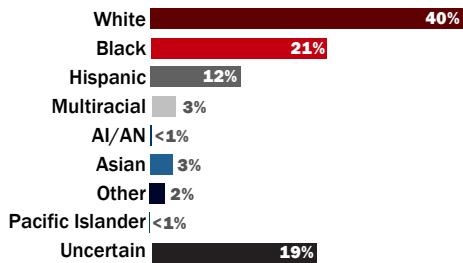
Bronx (NY)	1,741
Brooklyn (NY)	1,213
Manhattan (NY)	952
Queens (NY)	915
New York (NY)	632
Houston (TX)	540
Tacoma (WA)	311
Knoxville (TN)	283
Reno (NV)	204
Honolulu (HI)	201

Demographics

Age of Case



Race/Ethnicity



Average Years of Unclaimed Cases

5.5
years

Sex Assigned at Birth

