

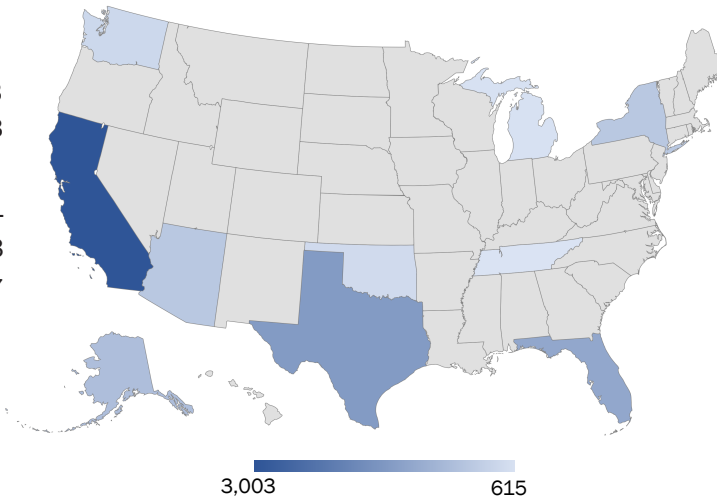
## Unresolved Missing Persons Cases Published in NamUs May 2022

\*This series of reports contains information only on individuals who have been reported as missing, unidentified, or unclaimed to NamUs; it does not include information on all missing, unidentified, and unclaimed persons nationwide. Missing, unidentified, and unclaimed person status is reported to NamUs by local, state, tribal, or federal law enforcement, or it may be self-reported by family members. Data fields to capture race, ethnicity, age, sex assigned at birth, and other demographic markers are reflective of the information entered into NamUs by the reporting party. Therefore, the following report may not be reflective of the entirety of the issues surrounding missing, unidentified, and unclaimed persons in the United States and its territories.

### 21,693 Missing from 55 States and Territories

#### Top 10 States

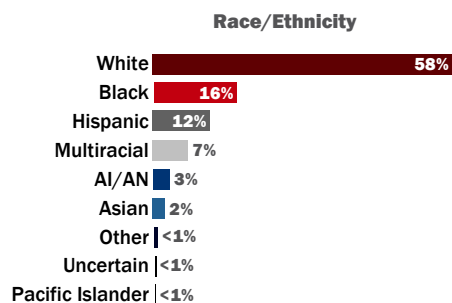
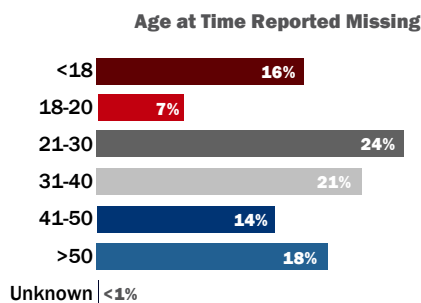
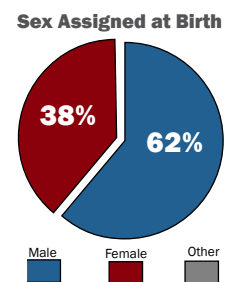
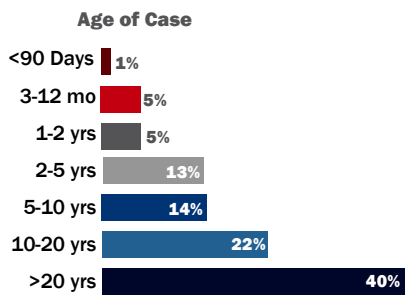
California	3,003
Texas	2,033
Florida	1,611
Alaska	1,201
Arizona	1,043
New York	1,037
Washington	794
Oklahoma	742
Tennessee	635
Michigan	615



#### Top 10 Cities

Los Angeles (CA)	329
Houston (TX)	289
Phoenix (AZ)	230
Dallas (TX)	230
San Francisco (CA)	220
McAllen (TX)	188
Oklahoma City (OK)	186
Miami (FL)	178
Memphis (TN)	162
Detroit (MI)	155

### Demographics



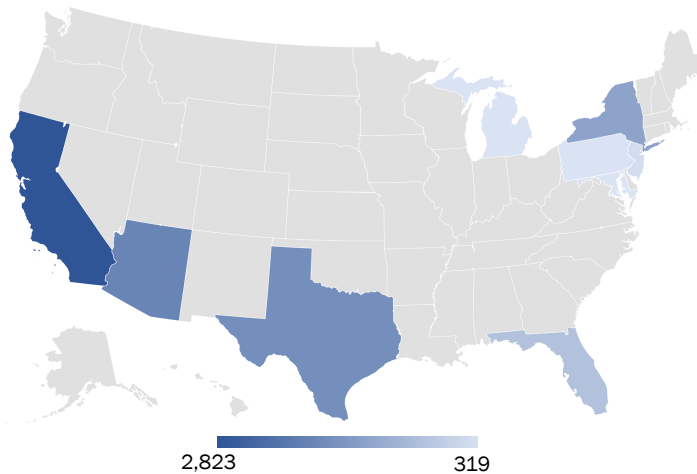
## Unresolved Unidentified Persons Cases Published in NamUs May 2022

This series of reports contains information only on individuals who have been reported as missing, unidentified, or unclaimed to NamUs; it does not include information on all missing, unidentified, and unclaimed persons nationwide. Missing, unidentified, and unclaimed person status is reported to NamUs by local, state, tribal, or federal law enforcement, or it may be self-reported by family members. Data fields to capture race, ethnicity, age, sex assigned at birth, and other demographic markers are reflective of the information entered into NamUs by the reporting party. Therefore, the following report may not be reflective of the entirety of the issues surrounding missing, unidentified, and unclaimed persons in the United States and its territories.

### 14,038 Unidentified from 54 States and Territories

#### Top 10 States

California	2,823
Arizona	1,973
Texas	1,791
New York	1,438
Florida	905
New Jersey	419
Maryland	325
Puerto Rico*	321
Michigan	320
Pennsylvania	319

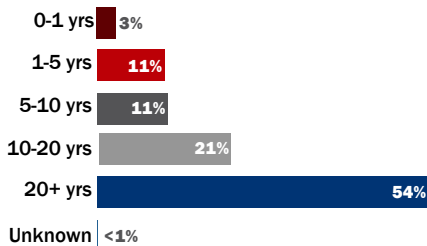


#### Top 10 Cities

New York (NY)	490
Brooklyn (NY)	339
Los Angeles (CA)	330
Houston (TX)	247
Philadelphia (PA)	212
Detroit (MI)	205
Bronx (NY)	179
Queens (NY)	165
Baltimore (MD)	158
Miami (FL)	143

### Demographics

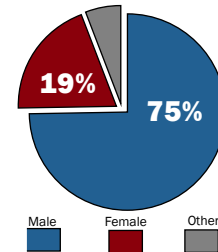
#### Age of Case



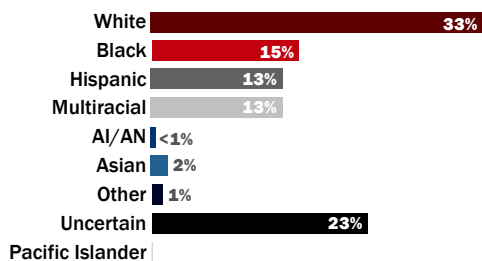
#### Average Age of Case

**22.5**  
years

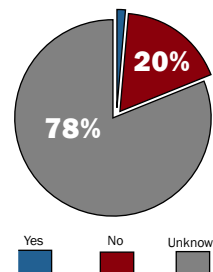
#### Sex Assigned at Birth



#### Race/Ethnicity



#### Persons Found on Tribal Lands



NamUs is funded by the National Institute of Justice and managed through a contract with RTI International. For more information, visit [NamUs.nij.ojp.gov](http://NamUs.nij.ojp.gov)

\*Puerto Rico is not represented on the distribution map due to image size restraints on this report.

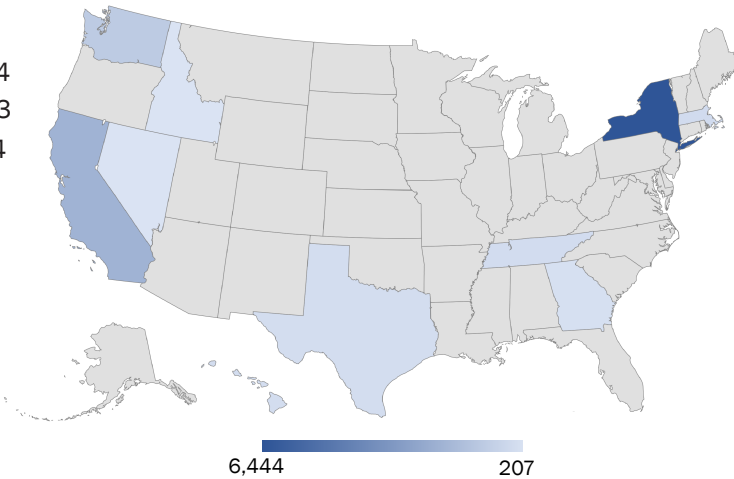
## Unresolved Unclaimed Persons Cases Published in NamUs May 2022

\*This series of reports contains information only on individuals who have been reported as missing, unidentified, or unclaimed to NamUs; it does not include information on all missing, unidentified, and unclaimed persons nationwide. Missing, unidentified, and unclaimed person status is reported to NamUs by local, state, tribal, or federal law enforcement, or it may be self-reported by family members. Data fields to capture race, ethnicity, age, sex assigned at birth, and other demographic markers are reflective of the information entered into NamUs by the reporting party. Therefore, the following report may not be reflective of the entirety of the issues surrounding missing, unidentified, and unclaimed persons in the United States and its territories.

### 13,557 Unclaimed from 42 States and Territories

#### Top 10 States

New York	6,444
California	2,183
Washington	1,194
Massachusetts	497
Tennessee	495
Texas	422
Hawaii	411
Georgia	276
Nevada	215
Idaho	207

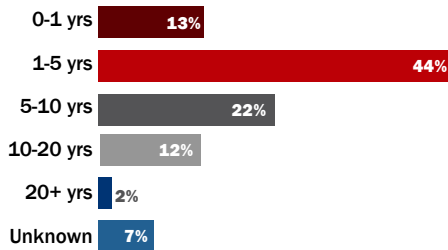


#### Top 10 Cities

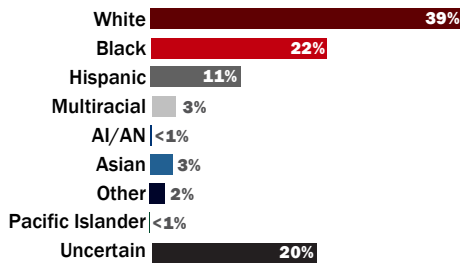
Bronx (NY)	1,566
Brooklyn (NY)	1,090
Manhattan (NY)	862
Queens (NY)	794
New York (NY)	550
Houston (TX)	302
Tacoma (WA)	281
Knoxville (TN)	268
Honolulu (HI)	178
Atlanta (GA)	177

### Demographics

#### Age of Case



#### Race/Ethnicity



#### Average Years of Unclaimed Cases

**5.3**  
years

#### Sex Assigned at Birth

