

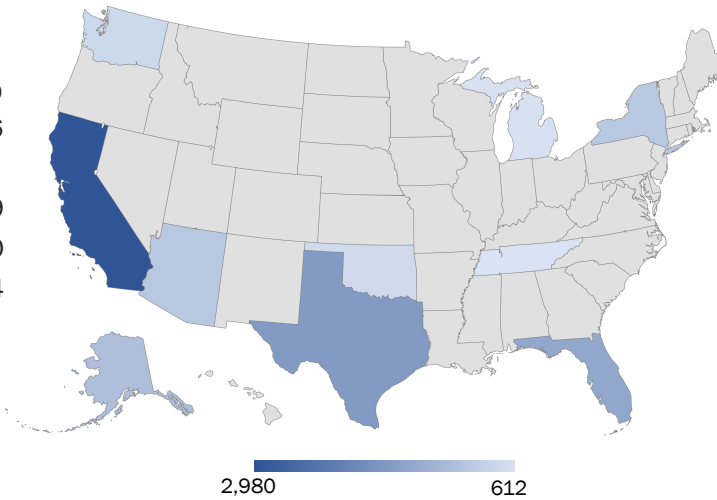
Unresolved Missing Persons Cases Published in NamUs March 2022

*This series of reports contains information only on individuals who have been reported as missing, unidentified, or unclaimed to NamUs; it does not include information on all missing, unidentified, and unclaimed persons nationwide. Missing, unidentified, and unclaimed person status is reported to NamUs by local, state, tribal, or federal law enforcement, or it may be self-reported by family members. Data fields to capture race, ethnicity, age, sex assigned at birth, and other demographic markers are reflective of the information entered into NamUs by the reporting party. Therefore, the following report may not be reflective of the entirety of the issues surrounding missing, unidentified, and unclaimed persons in the United States and its territories.

21,551 Missing from 55 States and Territories

Top 10 States

California	2,980
Texas	1,976
Florida	1,605
Alaska	1,189
Arizona	1,060
New York	1,034
Washington	787
Oklahoma	756
Tennessee	621
Michigan	612

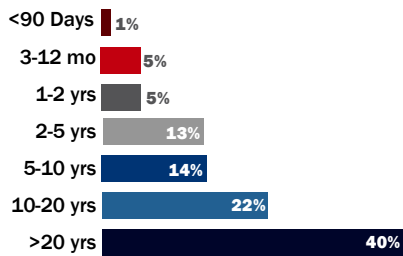


Top 10 Cities

Los Angeles (CA)	327
Houston (TX)	276
Phoenix (AZ)	248
San Francisco (CA)	219
Dallas (TX)	218
McAllen (TX)	186
Oklahoma City (OK)	183
Miami (FL)	178
Memphis (TN)	163
Detroit (MI)	152

Demographics

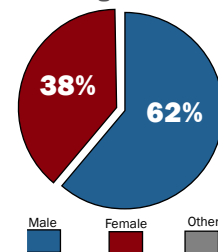
Age of Case



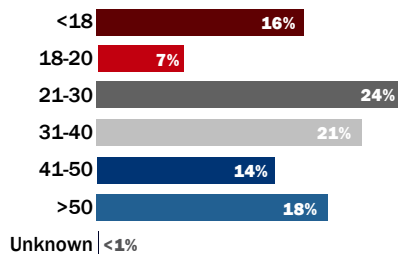
Average Years Missing

18.2
years

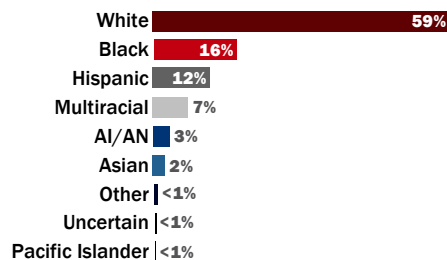
Sex Assigned at Birth



Age at Time Reported Missing



Race/Ethnicity



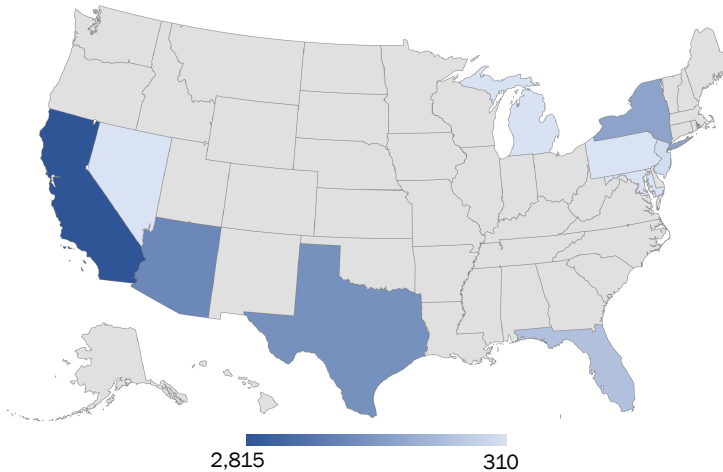
Unresolved Unidentified Persons Cases Published in NamUs March 2022

*This series of reports contains information only on individuals who have been reported as missing, unidentified, or unclaimed to NamUs; it does not include information on all missing, unidentified, and unclaimed persons nationwide. Missing, unidentified, and unclaimed person status is reported to NamUs by local, state, tribal, or federal law enforcement, or it may be self-reported by family members. Data fields to capture race, ethnicity, age, sex assigned at birth, and other demographic markers are reflective of the information entered into NamUs by the reporting party. Therefore, the following report may not be reflective of the entirety of the issues surrounding missing, unidentified, and unclaimed persons in the United States and its territories.

13,974 Unidentified from 54 States and Territories

Top 10 States

California	2,815
Arizona	1,953
Texas	1,790
New York	1,435
Florida	905
New Jersey	421
Michigan	322
Maryland	321
Nevada	310
Pennsylvania	310

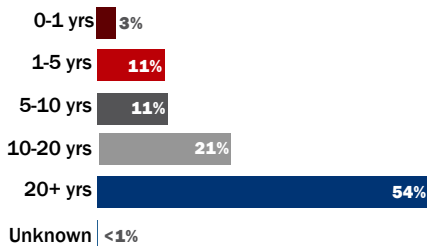


Top 10 Cities

New York (NY)	489
Brooklyn (NY)	337
Los Angeles (CA)	311
Houston (TX)	248
Philadelphia (PA)	212
Detroit (MI)	205
Bronx (NY)	181
Queens (NY)	165
Baltimore (MD)	154
Miami (FL)	143

Demographics

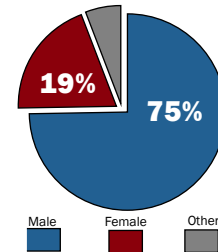
Age of Case



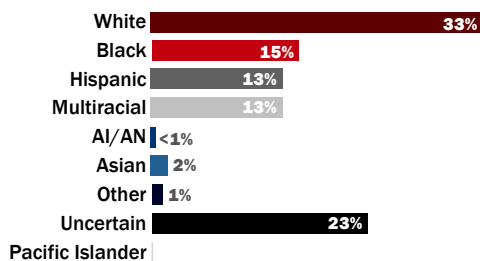
Average Age of Case

22.5
years

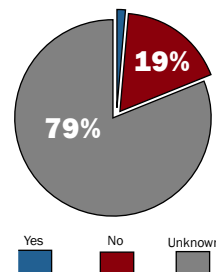
Sex Assigned at Birth



Race/Ethnicity



Persons Found on Tribal Lands



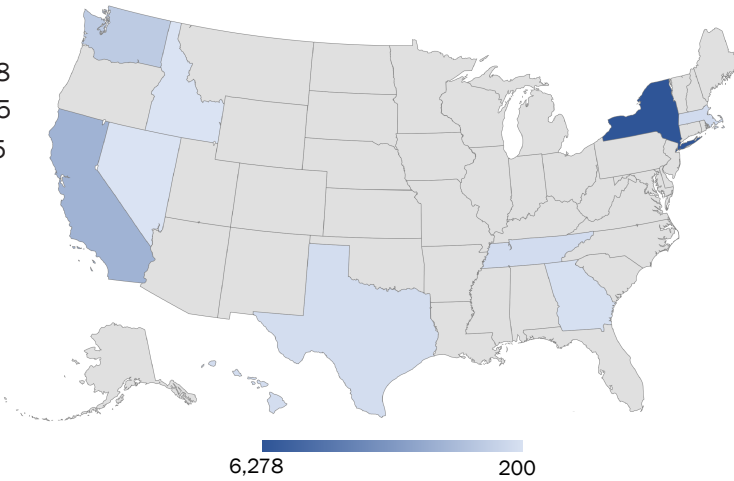
Unresolved Unclaimed Persons Cases Published in NamUs March 2022

*This series of reports contains information only on individuals who have been reported as missing, unidentified, or unclaimed to NamUs; it does not include information on all missing, unidentified, and unclaimed persons nationwide. Missing, unidentified, and unclaimed person status is reported to NamUs by local, state, tribal, or federal law enforcement, or it may be self-reported by family members. Data fields to capture race, ethnicity, age, sex assigned at birth, and other demographic markers are reflective of the information entered into NamUs by the reporting party. Therefore, the following report may not be reflective of the entirety of the issues surrounding missing, unidentified, and unclaimed persons in the United States and its territories.

13,159 Unclaimed from 42 States and Territories

Top 10 States

New York	6,278
California	2,065
Washington	1,175
Massachusetts	486
Tennessee	485
Texas	413
Hawaii	401
Georgia	276
Idaho	202
Nevada	200

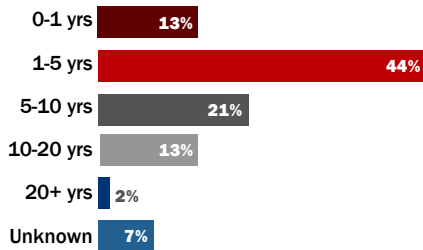


Top 10 Cities

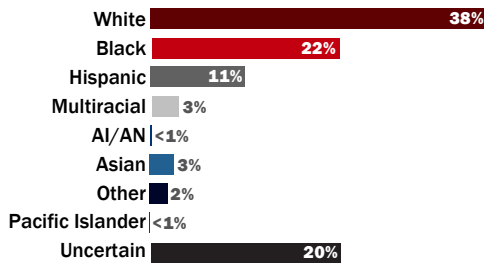
Bronx (NY)	1,514
Brooklyn (NY)	1,054
Manhattan (NY)	816
Queens (NY)	777
New York (NY)	549
Houston (TX)	297
Tacoma (WA)	270
Knoxville (TN)	260
Atlanta (GA)	177
Honolulu (HI)	177

Demographics

Age of Case



Race/Ethnicity



Average Years of Unclaimed Cases

5.3
years

Sex Assigned at Birth

