

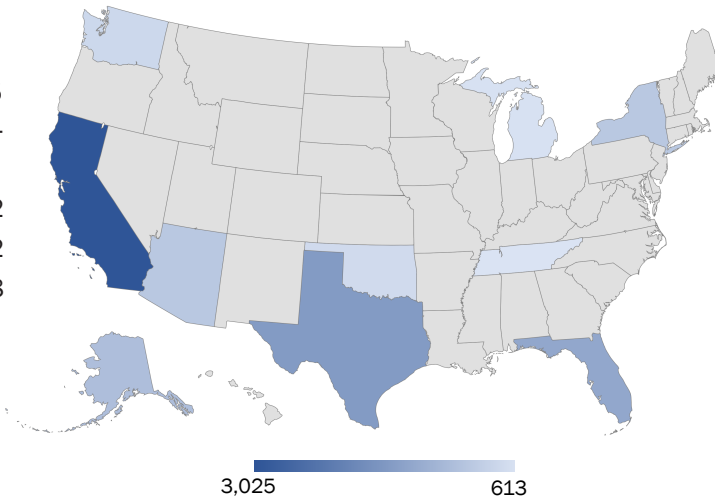
Unresolved Missing Persons Cases Published in NamUs June 2022

*This series of reports contains information only on individuals who have been reported as missing, unidentified, or unclaimed to NamUs; it does not include information on all missing, unidentified, and unclaimed persons nationwide. Missing, unidentified, and unclaimed person status is reported to NamUs by local, state, tribal, or federal law enforcement, or it may be self-reported by family members. Data fields to capture race, ethnicity, age, sex assigned at birth, and other demographic markers are reflective of the information entered into NamUs by the reporting party. Therefore, the following report may not be reflective of the entirety of the issues surrounding missing, unidentified, and unclaimed persons in the United States and its territories.

21,795 Missing from 55 States and Territories

Top 10 States

California	3,025
Texas	2,054
Florida	1,619
Alaska	1,202
New York	1,042
Arizona	1,038
Washington	802
Oklahoma	750
Tennessee	628
Michigan	613

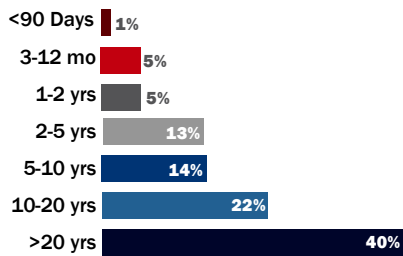


Top 10 Cities

Los Angeles (CA)	332
Houston (TX)	282
Dallas (TX)	235
Phoenix (AZ)	222
San Francisco (CA)	220
McAllen (TX)	191
Oklahoma City (OK)	184
Miami (FL)	180
Memphis (TN)	160
Tulsa (OK)	159

Demographics

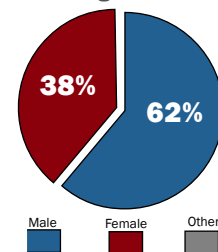
Age of Case



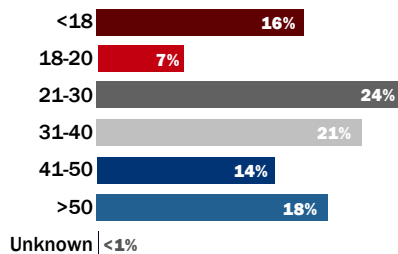
Average Years Missing

18.3
years

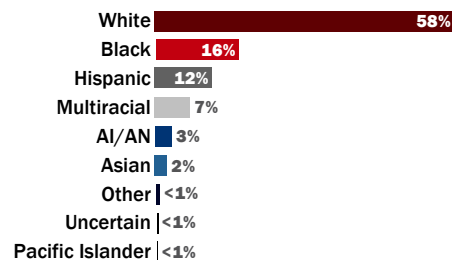
Sex Assigned at Birth



Age at Time Reported Missing



Race/Ethnicity



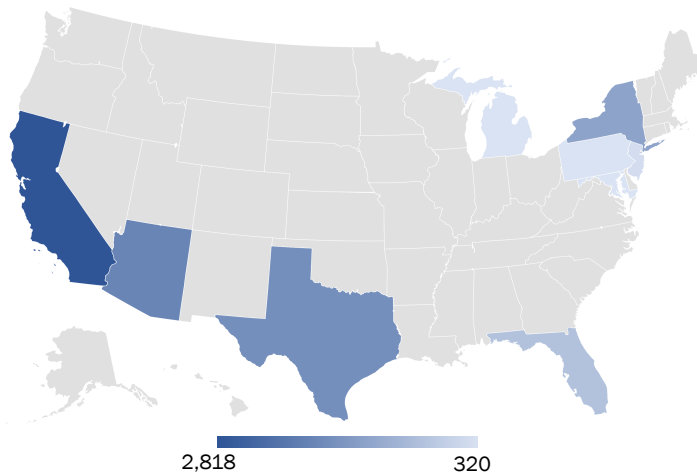
Unresolved Unidentified Persons Cases Published in NamUs June 2022

This series of reports contains information only on individuals who have been reported as missing, unidentified, or unclaimed to NamUs; it does not include information on all missing, unidentified, and unclaimed persons nationwide. Missing, unidentified, and unclaimed person status is reported to NamUs by local, state, tribal, or federal law enforcement, or it may be self-reported by family members. Data fields to capture race, ethnicity, age, sex assigned at birth, and other demographic markers are reflective of the information entered into NamUs by the reporting party. Therefore, the following report may not be reflective of the entirety of the issues surrounding missing, unidentified, and unclaimed persons in the United States and its territories.

14,062 Unidentified from 54 States and Territories

Top 10 States

California	2,818
Arizona	1,976
Texas	1,801
New York	1,433
Florida	906
New Jersey	426
Maryland	325
Puerto Rico*	324
Pennsylvania	323
Michigan	320

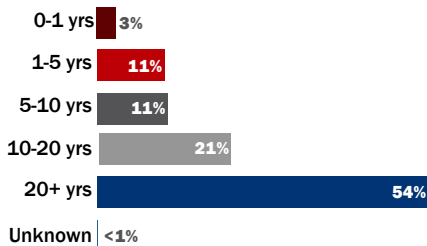


Top 10 Cities

New York (NY)	490
Los Angeles (CA)	340
Brooklyn (NY)	336
Houston (TX)	247
Philadelphia (PA)	214
Detroit (MI)	204
Bronx (NY)	178
Queens (NY)	165
Baltimore (MD)	158
Miami (FL)	143

Demographics

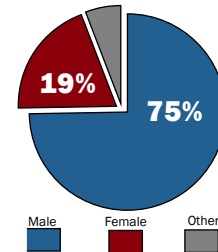
Age of Case



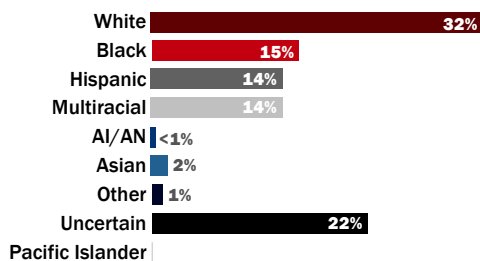
Average Age of Case

22.5
years

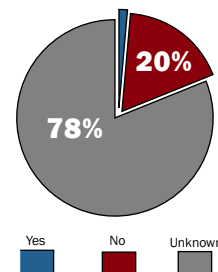
Sex Assigned at Birth



Race/Ethnicity



Persons Found on Tribal Lands



NamUs is funded by the National Institute of Justice and managed through a contract with RTI International. For more information, visit NamUs.nij.ojp.gov

*Puerto Rico is not represented on the distribution map due to image size restraints on this report.

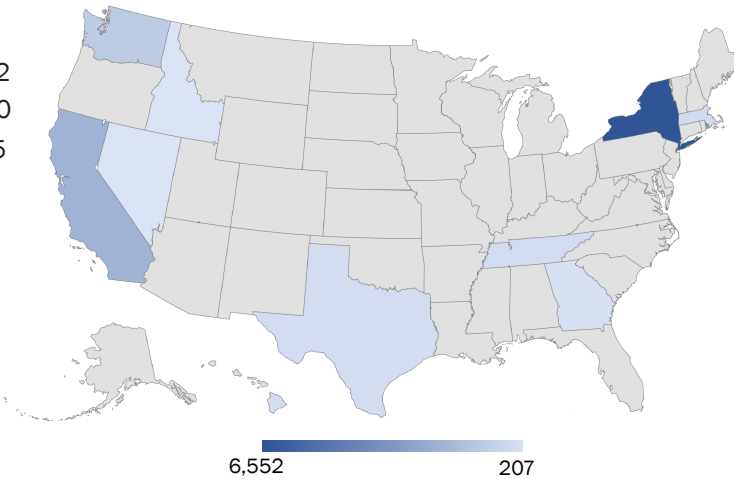
Unresolved Unclaimed Persons Cases Published in NamUs June 2022

*This series of reports contains information only on individuals who have been reported as missing, unidentified, or unclaimed to NamUs; it does not include information on all missing, unidentified, and unclaimed persons nationwide. Missing, unidentified, and unclaimed person status is reported to NamUs by local, state, tribal, or federal law enforcement, or it may be self-reported by family members. Data fields to capture race, ethnicity, age, sex assigned at birth, and other demographic markers are reflective of the information entered into NamUs by the reporting party. Therefore, the following report may not be reflective of the entirety of the issues surrounding missing, unidentified, and unclaimed persons in the United States and its territories.

13,967 Unclaimed from 42 States and Territories

Top 10 States

New York	6,552
California	2,200
Washington	1,215
Texas	583
Massachusetts	500
Tennessee	497
Hawaii	418
Georgia	276
Nevada	227
Idaho	207

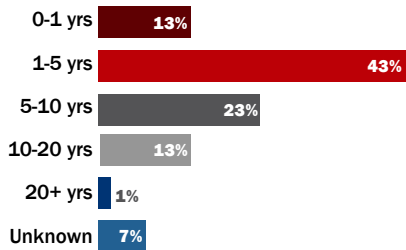


Top 10 Cities

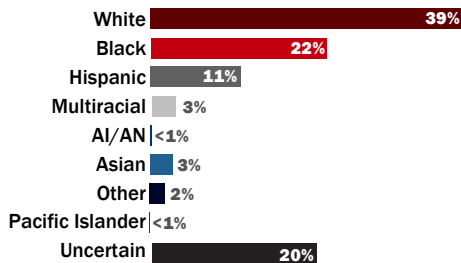
Bronx (NY)	1,593
Brooklyn (NY)	1,108
Manhattan (NY)	900
Queens (NY)	809
New York (NY)	552
Houston (TX)	454
Tacoma (WA)	295
Knoxville (TN)	270
Honolulu (HI)	183
Atlanta (GA)	177

Demographics

Age of Case



Race/Ethnicity



Average Years of Unclaimed Cases

5.4
years

Sex Assigned at Birth

