

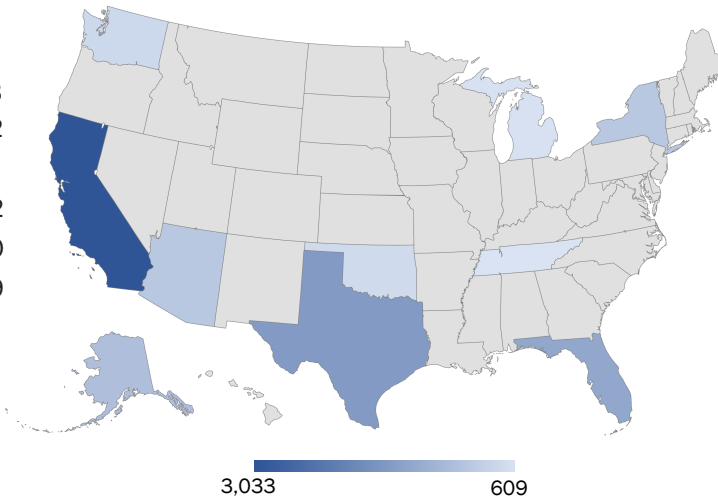
Unresolved Missing Persons Cases Published in NamUs July 2022

*This series of reports contains information only on individuals who have been reported as missing, unidentified, or unclaimed to NamUs; it does not include information on all missing, unidentified, and unclaimed persons nationwide. Missing, unidentified, and unclaimed person status is reported to NamUs by local, state, tribal, or federal law enforcement, or it may be self-reported by family members. Data fields to capture race, ethnicity, age, sex assigned at birth, and other demographic markers are reflective of the information entered into NamUs by the reporting party. Therefore, the following report may not be reflective of the entirety of the issues surrounding missing, unidentified, and unclaimed persons in the United States and its territories.

21,885 Missing from 55 States and Territories

Top 10 States

California	3,033
Texas	2,092
Florida	1,622
Alaska	1,202
Arizona	1,040
New York	1,039
Washington	808
Oklahoma	758
Tennessee	621
Michigan	609

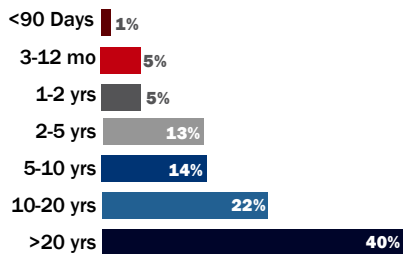


Top 10 Cities

Los Angeles (CA)	332
Houston (TX)	302
Dallas (TX)	262
Phoenix (AZ)	223
San Francisco (CA)	218
Oklahoma City (OK)	190
McAllen (TX)	190
Miami (FL)	181
Tulsa (OK)	163
Memphis (TN)	163

Demographics

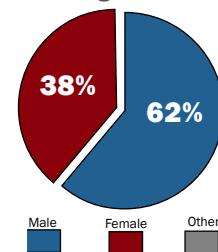
Age of Case



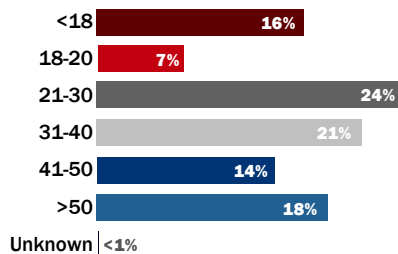
Average Years Missing

18.3
years

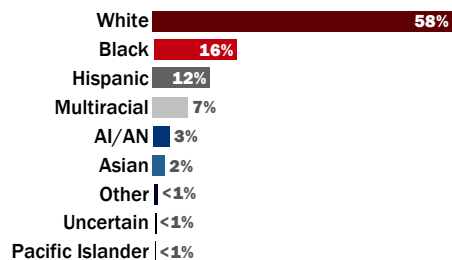
Sex Assigned at Birth



Age at Time Reported Missing



Race/Ethnicity



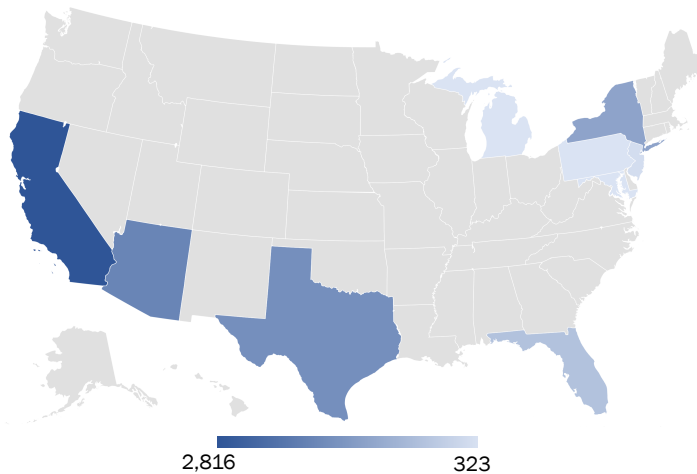
Unresolved Unidentified Persons Cases Published in NamUs July 2022

This series of reports contains information only on individuals who have been reported as missing, unidentified, or unclaimed to NamUs; it does not include information on all missing, unidentified, and unclaimed persons nationwide. Missing, unidentified, and unclaimed person status is reported to NamUs by local, state, tribal, or federal law enforcement, or it may be self-reported by family members. Data fields to capture race, ethnicity, age, sex assigned at birth, and other demographic markers are reflective of the information entered into NamUs by the reporting party. Therefore, the following report may not be reflective of the entirety of the issues surrounding missing, unidentified, and unclaimed persons in the United States and its territories.

14,087 Unidentified from 54 States and Territories

Top 10 States

California	2,816
Arizona	1,983
Texas	1,809
New York	1,427
Florida	905
New Jersey	428
Maryland	333
Pennsylvania	325
Puerto Rico*	324
Michigan	323

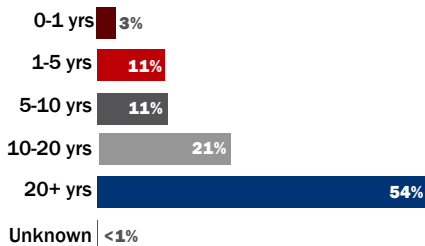


Top 10 Cities

New York (NY)	488
Los Angeles (CA)	340
Brooklyn (NY)	333
Houston (TX)	248
Philadelphia (PA)	216
Detroit (MI)	207
Bronx (NY)	176
Queens (NY)	166
Baltimore (MD)	163
Miami (FL)	143

Demographics

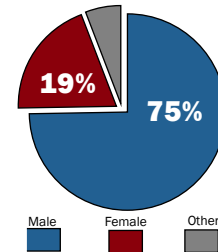
Age of Case



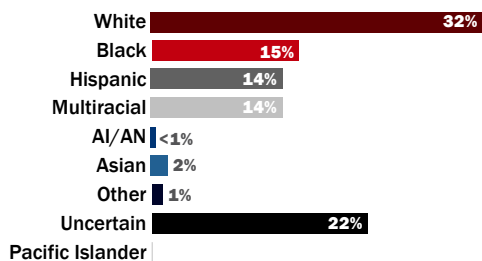
Average Age of Case

22.6
years

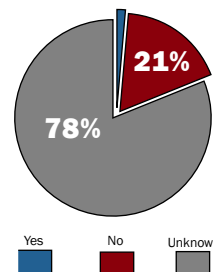
Sex Assigned at Birth



Race/Ethnicity



Persons Found on Tribal Lands



NamUs is funded by the National Institute of Justice and managed through a contract with RTI International. For more information, visit NamUs.nij.ojp.gov

*Puerto Rico is not represented on the distribution map due to image size restraints on this report.

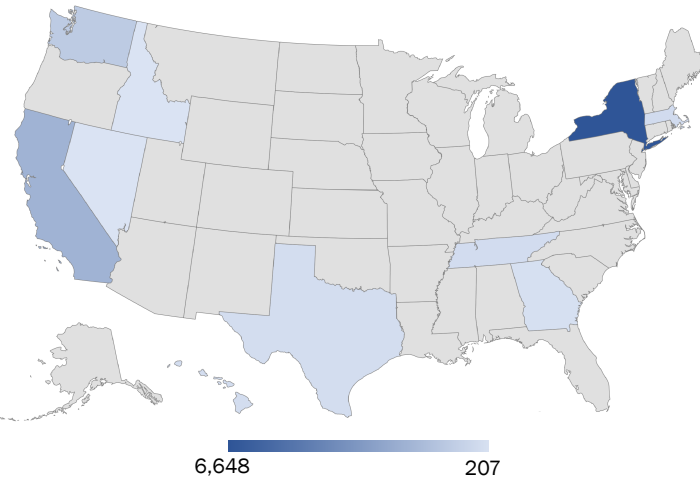
Unresolved Unclaimed Persons Cases Published in NamUs July 2022

*This series of reports contains information only on individuals who have been reported as missing, unidentified, or unclaimed to NamUs; it does not include information on all missing, unidentified, and unclaimed persons nationwide. Missing, unidentified, and unclaimed person status is reported to NamUs by local, state, tribal, or federal law enforcement, or it may be self-reported by family members. Data fields to capture race, ethnicity, age, sex assigned at birth, and other demographic markers are reflective of the information entered into NamUs by the reporting party. Therefore, the following report may not be reflective of the entirety of the issues surrounding missing, unidentified, and unclaimed persons in the United States and its territories.

14,233 Unclaimed from 42 States and Territories

Top 10 States

New York	6,648
California	2,236
Washington	1,217
Texas	672
Massachusetts	504
Tennessee	501
Hawaii	424
Georgia	276
Nevada	229
Idaho	207

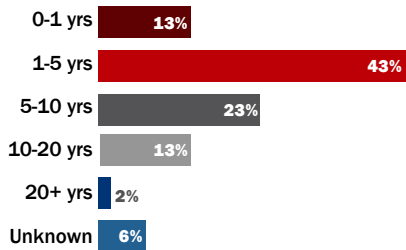


Top 10 Cities

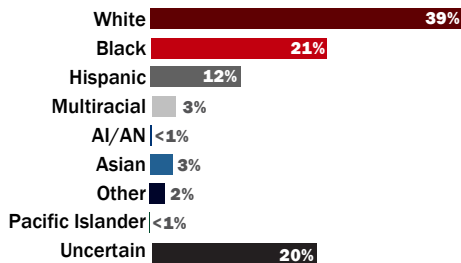
Bronx (NY)	1,625
Brooklyn (NY)	1,123
Manhattan (NY)	924
Queens (NY)	832
New York (NY)	553
Houston (TX)	530
Tacoma (WA)	295
Knoxville (TN)	273
Honolulu (HI)	187
Atlanta (GA)	177

Demographics

Age of Case



Race/Ethnicity



Average Years of Unclaimed Cases

5.5
years

Sex Assigned at Birth

