

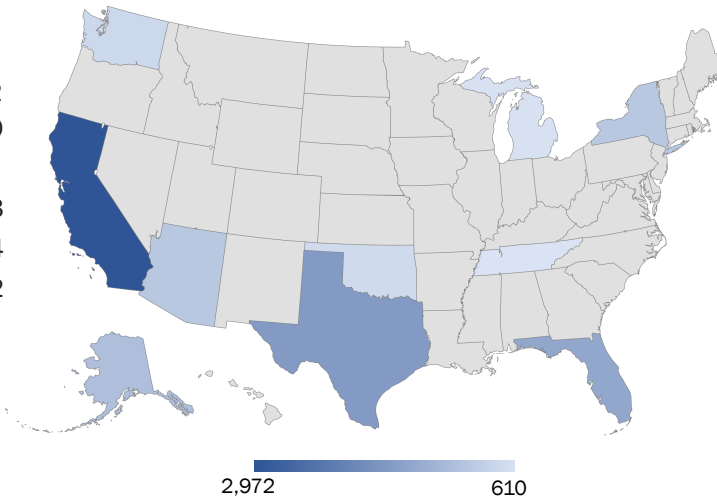
## Unresolved Missing Persons Cases Published in NamUs January 2022

\*This series of reports contains information only on individuals who have been reported as missing, unidentified, or unclaimed to NamUs; it does not include information on all missing, unidentified, and unclaimed persons nationwide. Missing, unidentified, and unclaimed person status is reported to NamUs by local, state, tribal, or federal law enforcement, or it may be self-reported by family members. Data fields to capture race, ethnicity, age, sex assigned at birth, and other demographic markers are reflective of the information entered into NamUs by the reporting party. Therefore, the following report may not be reflective of the entirety of the issues surrounding missing, unidentified, and unclaimed persons in the United States and its territories.

### 21,397 Missing from 55 States and Territories

#### Top 10 States

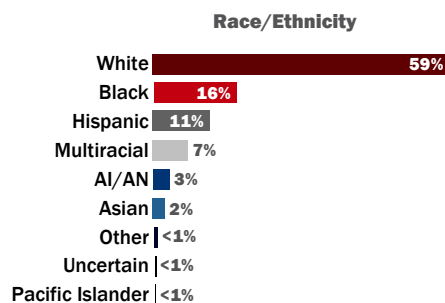
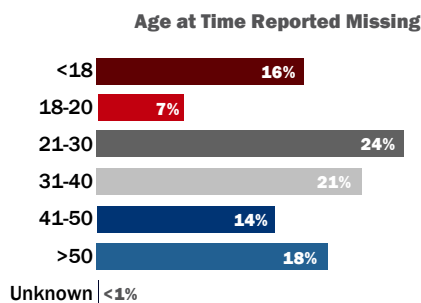
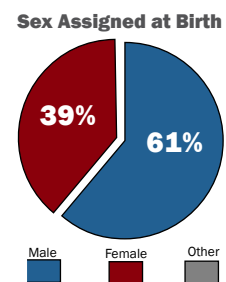
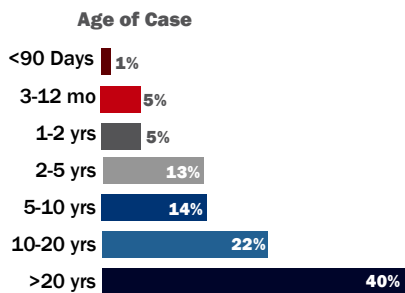
California	2,972
Texas	1,920
Florida	1,602
Alaska	1,183
Arizona	1,064
New York	1,042
Washington	777
Oklahoma	741
Michigan	618
Tennessee	610



#### Top 10 Cities

Los Angeles (CA)	326
Houston (TX)	273
Phoenix (AZ)	260
San Francisco (CA)	218
Dallas (TX)	204
McAllen (TX)	182
Miami (FL)	179
Oklahoma City (OK)	166
Memphis (TN)	160
Tulsa (OK)	154

### Demographics



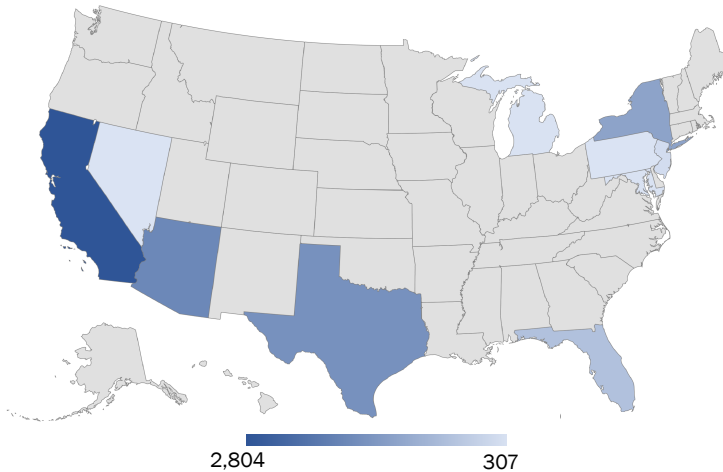
## Unresolved Unidentified Persons Cases Published in NamUs January 2022

\*This series of reports contains information only on individuals who have been reported as missing, unidentified, or unclaimed to NamUs; it does not include information on all missing, unidentified, and unclaimed persons nationwide. Missing, unidentified, and unclaimed person status is reported to NamUs by local, state, tribal, or federal law enforcement, or it may be self-reported by family members. Data fields to capture race, ethnicity, age, sex assigned at birth, and other demographic markers are reflective of the information entered into NamUs by the reporting party. Therefore, the following report may not be reflective of the entirety of the issues surrounding missing, unidentified, and unclaimed persons in the United States and its territories.

### 13,916 Unidentified from 54 States and Territories

#### Top 10 States

California	2,804
Arizona	1,929
Texas	1,773
New York	1,428
Florida	907
New Jersey	427
Michigan	327
Maryland	321
Nevada	308
Pennsylvania	307

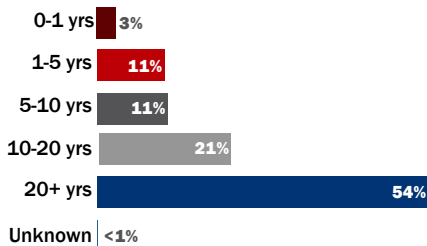


#### Top 10 Cities

New York (NY)	488
Brooklyn (NY)	335
Los Angeles (CA)	302
Houston (TX)	250
Detroit (MI)	208
Philadelphia	208
Bronx (NY)	180
Queens (NY)	164
Baltimore (MD)	154
Miami (FL)	142

### Demographics

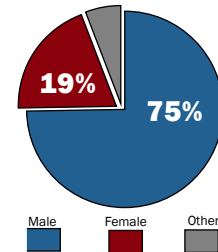
#### Age of Case



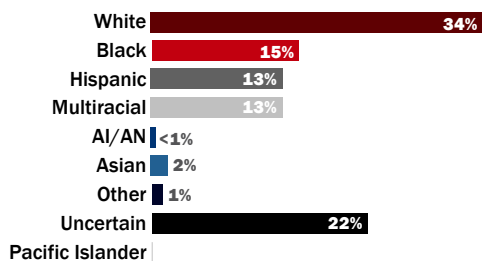
#### Average Age of Case

**22.4**  
years

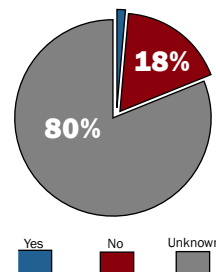
#### Sex Assigned at Birth



#### Race/Ethnicity



#### Persons Found on Tribal Lands



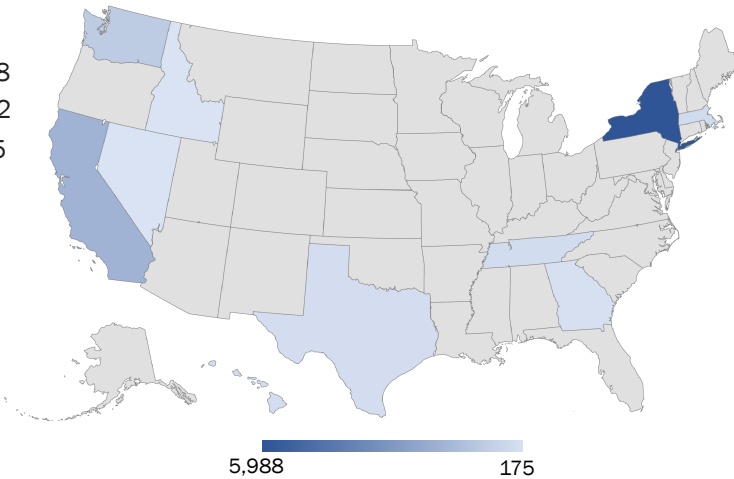
## Unresolved Unclaimed Persons Cases Published in NamUs January 2022

\*This series of reports contains information only on individuals who have been reported as missing, unidentified, or unclaimed to NamUs; it does not include information on all missing, unidentified, and unclaimed persons nationwide. Missing, unidentified, and unclaimed person status is reported to NamUs by local, state, tribal, or federal law enforcement, or it may be self-reported by family members. Data fields to capture race, ethnicity, age, sex assigned at birth, and other demographic markers are reflective of the information entered into NamUs by the reporting party. Therefore, the following report may not be reflective of the entirety of the issues surrounding missing, unidentified, and unclaimed persons in the United States and its territories.

### 12,722 Unclaimed from 42 States and Territories

#### Top 10 States

New York	5,988
California	2,042
Washington	1,165
Massachusetts	477
Tennessee	455
Texas	406
Hawaii	398
Georgia	276
Nevada	195
Idaho	175

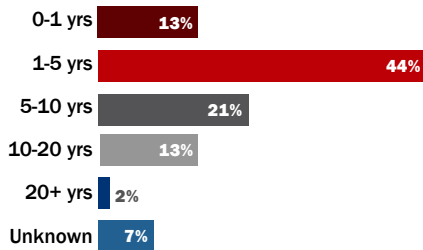


#### Top 10 Cities

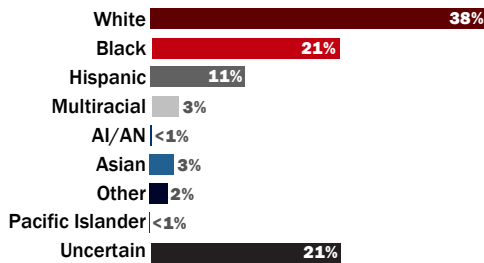
Bronx (NY)	1,439
Brooklyn (NY)	983
Manhattan (NY)	740
Queens (NY)	723
New York (NY)	545
Houston (TX)	290
Tacoma (WA)	270
Knoxville (TN)	247
Atlanta (GA)	177
Honolulu (HI)	176

### Demographics

#### Age of Case



#### Race/Ethnicity



#### Average Years of Unclaimed Cases

**5.3**  
years

#### Sex Assigned at Birth

