

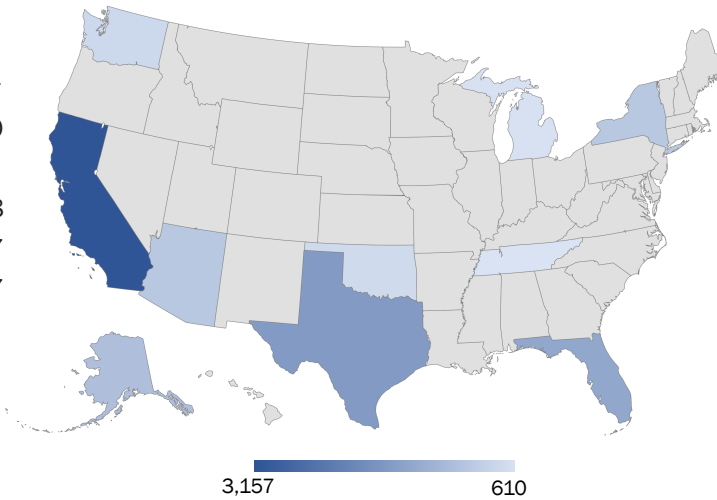
Unresolved Missing Persons Cases Published in NamUs December 2022

*This series of reports contains information only on individuals who have been reported as missing, unidentified, or unclaimed to NamUs; it does not include information on all missing, unidentified, and unclaimed persons nationwide. Missing, unidentified, and unclaimed person status is reported to NamUs by local, state, tribal, or federal law enforcement, or it may be self-reported by family members. Data fields to capture race, ethnicity, age, sex assigned at birth, and other demographic markers are reflective of the information entered into NamUs by the reporting party. Therefore, the following report may not be reflective of the entirety of the issues surrounding missing, unidentified, and unclaimed persons in the United States and its territories.

22,593 Missing from 55 States and Territories

Top 10 States

California	3,157
Texas	2,290
Florida	1,655
Alaska	1,218
Arizona	1,057
New York	1,047
Washington	824
Oklahoma	766
Tennessee	680
Michigan	610

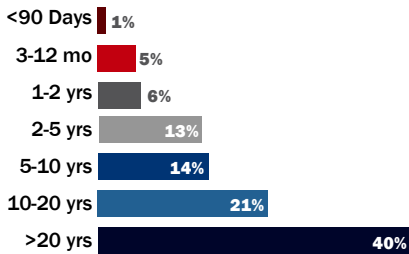


Top 10 Cities

Los Angeles (CA)	368
Dallas (TX)	321
Houston (TX)	304
Phoenix (AZ)	233
San Francisco (CA)	227
McAllen (TX)	202
Memphis (TN)	191
Miami (FL)	178
Oklahoma City (OK)	175
Tulsa (OK)	160

Demographics

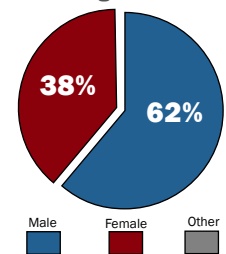
Age of Case



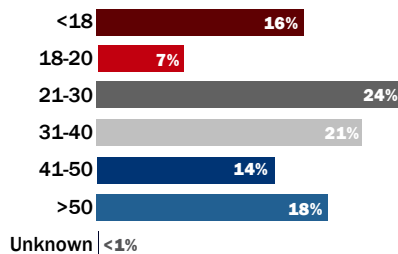
Average Years Missing

18.3
years

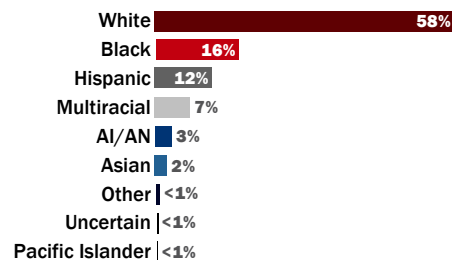
Sex Assigned at Birth



Age at Time Reported Missing



Race/Ethnicity



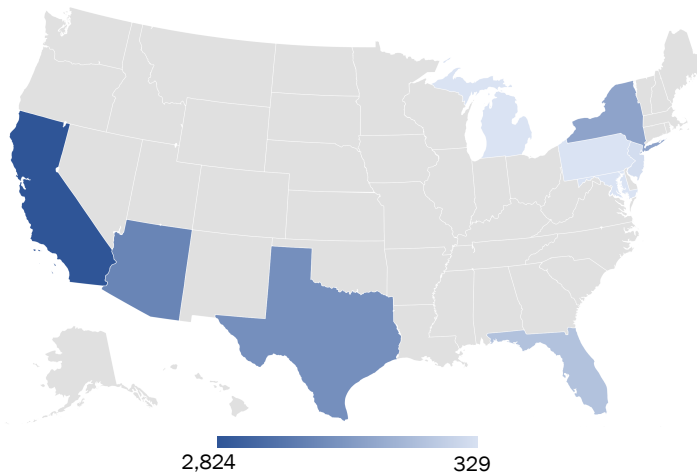
Unresolved Unidentified Persons Cases Published in NamUs December 2022

This series of reports contains information only on individuals who have been reported as missing, unidentified, or unclaimed to NamUs; it does not include information on all missing, unidentified, and unclaimed persons nationwide. Missing, unidentified, and unclaimed person status is reported to NamUs by local, state, tribal, or federal law enforcement, or it may be self-reported by family members. Data fields to capture race, ethnicity, age, sex assigned at birth, and other demographic markers are reflective of the information entered into NamUs by the reporting party. Therefore, the following report may not be reflective of the entirety of the issues surrounding missing, unidentified, and unclaimed persons in the United States and its territories.

14,332 Unidentified from 54 States and Territories

Top 10 States

California	2,824
Arizona	2,010
Texas	1,919
New York	1,439
Florida	914
New Jersey	438
Michigan	336
Puerto Rico*	333
Maryland	330
Pennsylvania	329

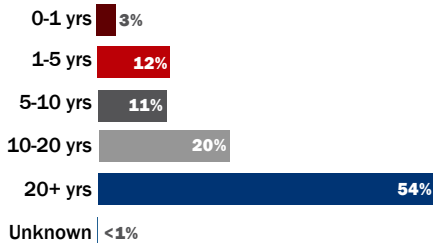


Top 10 Cities

New York (NY)	482
Los Angeles (CA)	344
Brooklyn (NY)	332
Houston (TX)	247
Philadelphia (PA)	223
Detroit (MI)	220
Bronx (NY)	182
Queens (NY)	171
Baltimore (MD)	163
Miami (FL)	146

Demographics

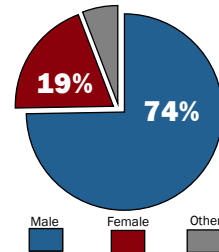
Age of Case



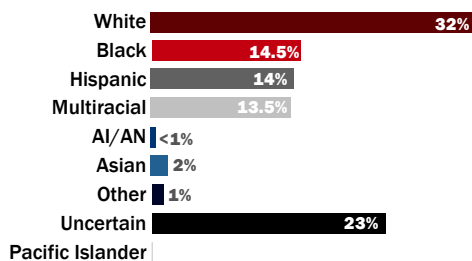
Average Age of Case

22.6
years

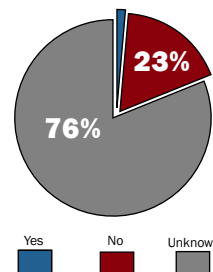
Sex Assigned at Birth



Race/Ethnicity



Persons Found on Tribal Lands



NamUs is funded by the National Institute of Justice and managed through a contract with RTI International. For more information, visit NamUs.nij.ojp.gov

*Puerto Rico is not represented on the distribution map due to image size restraints on this report.

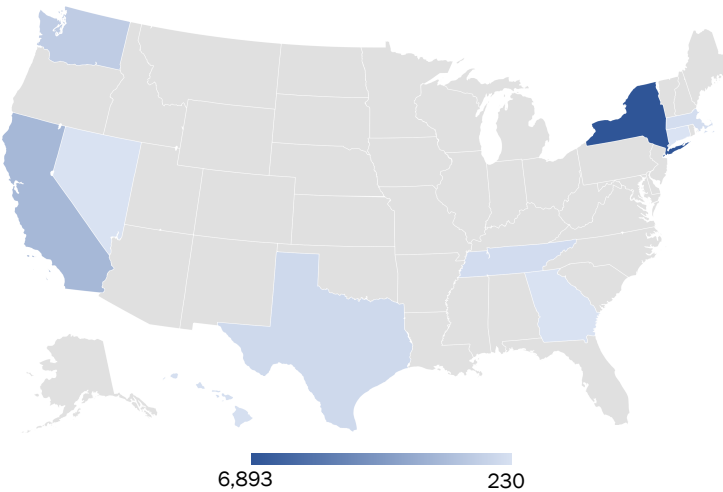
Unresolved Unclaimed Persons Cases Published in NamUs December 2022

*This series of reports contains information only on individuals who have been reported as missing, unidentified, or unclaimed to NamUs; it does not include information on all missing, unidentified, and unclaimed persons nationwide. Missing, unidentified, and unclaimed person status is reported to NamUs by local, state, tribal, or federal law enforcement, or it may be self-reported by family members. Data fields to capture race, ethnicity, age, sex assigned at birth, and other demographic markers are reflective of the information entered into NamUs by the reporting party. Therefore, the following report may not be reflective of the entirety of the issues surrounding missing, unidentified, and unclaimed persons in the United States and its territories.

15,023 Unclaimed from 42 States and Territories

Top 10 States

New York	6,893
California	2,293
Washington	1,325
Texas	737
Tennessee	541
Massachusetts	533
Hawaii	446
Nevada	280
Georgia	276
Connecticut	230

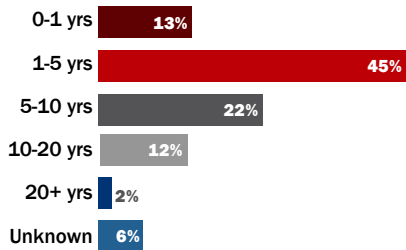


Top 10 Cities

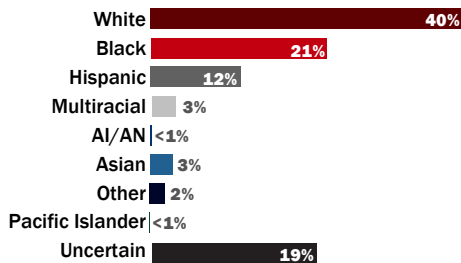
Bronx (NY)	1,806
Brooklyn (NY)	1,266
Queens (NY)	957
Manhattan (NY)	945
New York (NY)	661
Houston (TX)	547
Tacoma (WA)	315
Knoxville (TN)	283
Reno (NV)	216
Honolulu (HI)	202

Demographics

Age of Case



Race/Ethnicity



Average Years of Unclaimed Cases

5.6
years

Sex Assigned at Birth

