

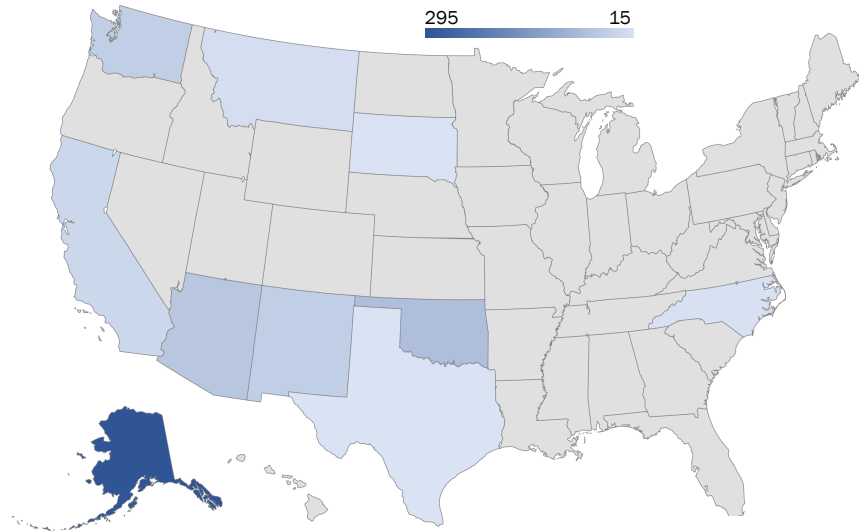
American Indian/Alaska Native Missing Persons Cases July 2022

*This report contains information only on individuals who have been reported missing to NamUs and whose cases include indication of enrollment or affiliation with state- or federally-recognized tribes; it does not include all American Indian and Alaska Native missing persons. Tribal enrollment and affiliation information is reported to NamUs by local, state, tribal, or federal law enforcement, or it may be self-reported by family members of missing persons. Data fields to capture tribal enrollment and affiliation information were added to NamUs in December 2018 with no requirement for investigating agencies to add this information retroactively; therefore, tribal data may not yet be entered into NamUs for some missing persons.

772 Missing from 36 States

Top 10 States

Alaska	295
Oklahoma	89
Arizona	70
New Mexico	54
Washington	54
California	38
Montana	25
North Carolina	18
South Dakota	15
Texas	15

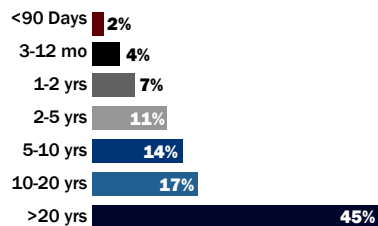


Demographics

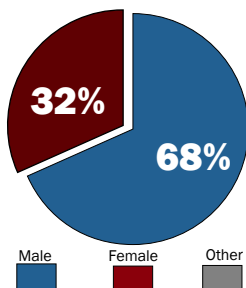
Average Age of Case

19.2
years

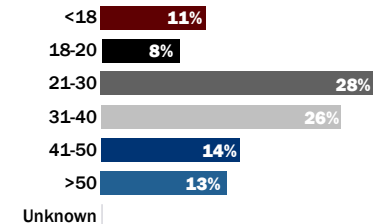
Age of Case



Sex Assigned at Birth

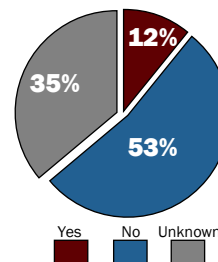


Age at Time of Missing

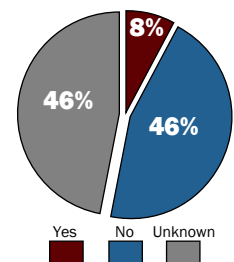


Tribal Data

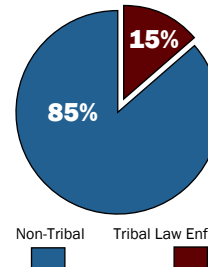
Missing from Tribal Land*



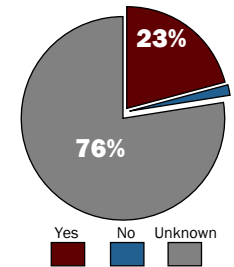
Residence on Tribal Land*



Investigating Agency



Tribal Enrollment/Affiliation*



*Excludes cases with no related tribal information entered into NamUs

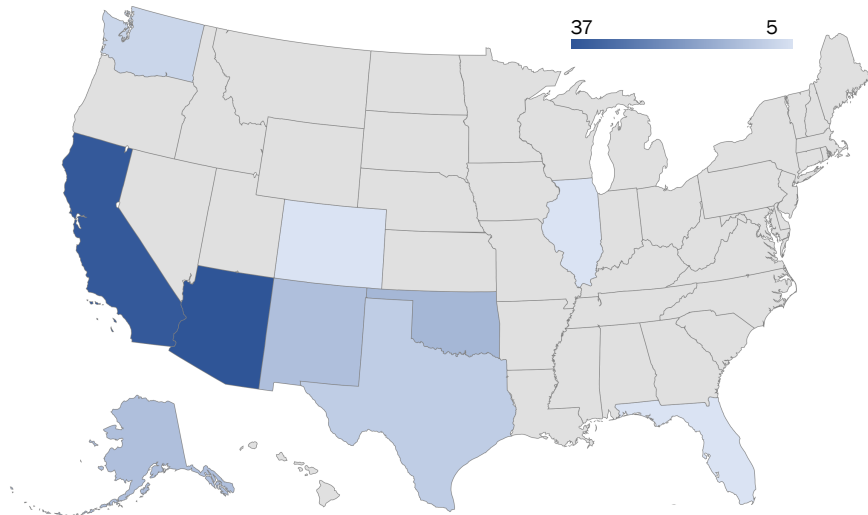
American Indian/Alaska Native Unidentified Persons Cases July 2022

**This report contains information only on individuals who have been reported missing to NamUs and whose cases include indication of enrollment or affiliation with state- or federally-recognized tribes; it does not include all American Indian and Alaska Native missing persons. Tribal enrollment and affiliation information is reported to NamUs by local, state, tribal, or federal law enforcement, or it may be self-reported by family members of missing persons. Data fields to capture tribal enrollment and affiliation information were added to NamUs in December 2018 with no requirement for investigating agencies to add this information retroactively; therefore, tribal data may not yet be entered into NamUs for some missing persons.*

180 Unidentified from 28 States

Top 10 States

Arizona	37
California	36
Oklahoma	15
New Mexico	14
Alaska	12
Texas	10
Washington	9
Florida	5
Colorado	5
Illinois	5

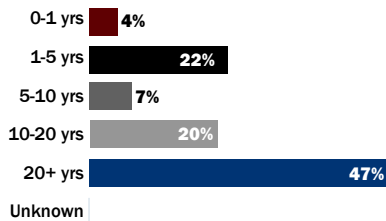


Demographics

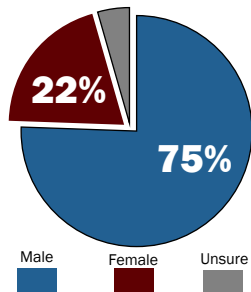
Average Age of Case

20.1
years

Age of Case

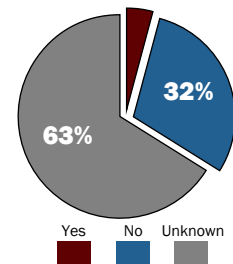


Sex Assigned at Birth

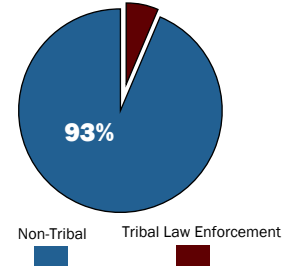


Tribal Data

Found on Tribal Land*



Investigating Agency



*Excludes cases with no related tribal information entered into NamUs

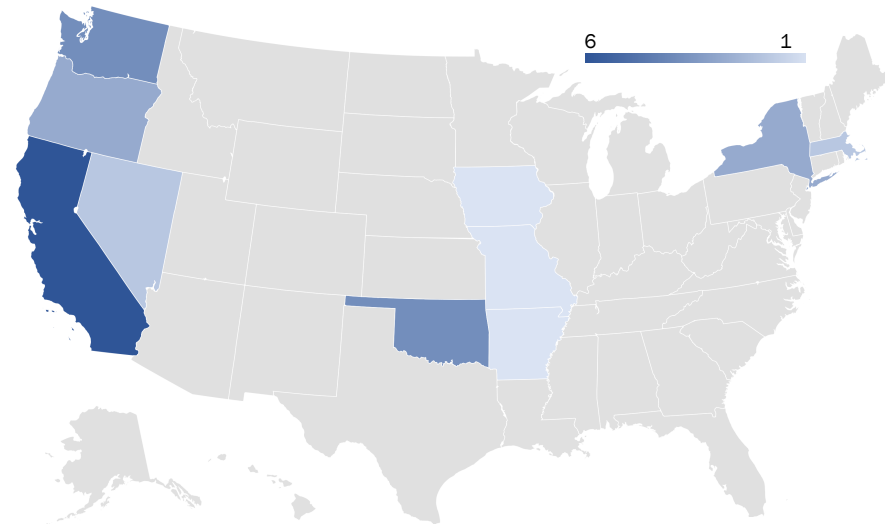
American Indian/Alaska Native Unclaimed Persons Cases July 2022

*This report contains information only on individuals who have been reported missing to NamUs and whose cases include indication of enrollment or affiliation with state- or federally-recognized tribes; it does not include all American Indian and Alaska Native missing persons. Tribal enrollment and affiliation information is reported to NamUs by local, state, tribal, or federal law enforcement, or it may be self-reported by family members of missing persons. Data fields to capture tribal enrollment and affiliation information were added to NamUs in December 2018 with no requirement for investigating agencies to add this information retroactively; therefore, tribal data may not yet be entered into NamUs for some missing persons.

29 Unclaimed from 12 States

Top 10 States

California	6
Oklahoma	4
Washington	4
Oregon	3
New York	3
Massachusetts	2
Nevada	2
Arkansas	1
Missouri	1
Iowa	1

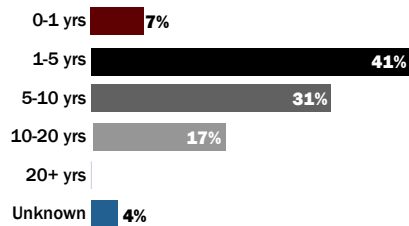


Demographics

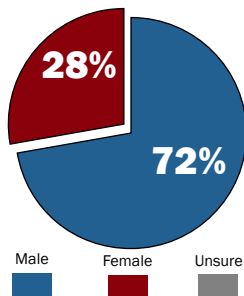
Average Age of Case

5.6
years

Age of Case

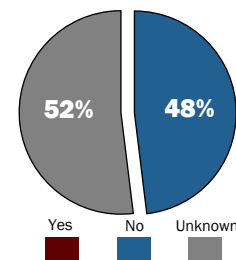


Sex Assigned at Birth

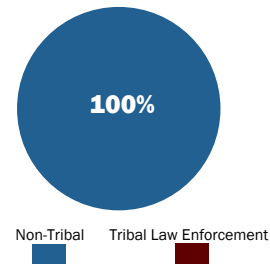


Tribal Data

Found on Tribal Land*



Investigating Agency



*Excludes cases with no related tribal information entered into NamUs